



# **PARTS MANUAL**

## 02. ENGINE MOTOR

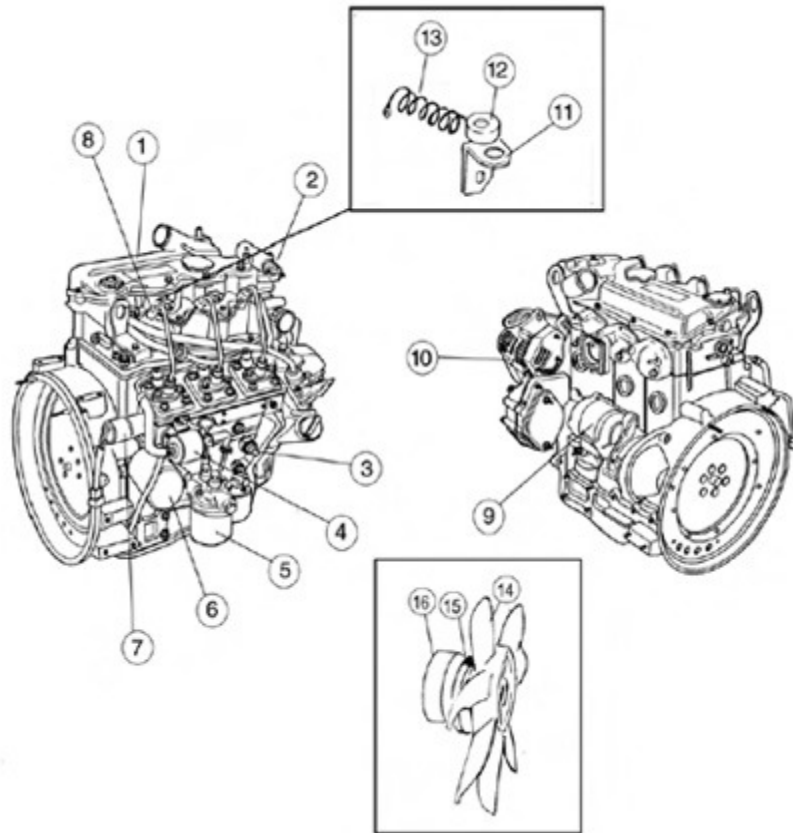


FIGURE	REFERENCE	DENOMINATION	AMOUNT
001	43.10101.03	DIESEL ENGINE	1
002	IZ.10008.00	THERMOCONTACT	1
003	IZ.10009.00	MONOCONTACTO ACEITE	1
004	86.70000.07	ELECTRIC FUEL PUMP (CH 200)	1
005	MN000029	FUEL FILTER GASOIL	1
006	86.70000.04	OIL FILTER	1
007	86.70000.03	CALENTADOR 3LB1	1
008	86.70000.03	CALENTADOR 3LB1	1
009	86.70000.02	STARTER ENGINE	1
010	IZ.10001.00	GENERATOR	1
011	45.04210.00	STRIGHT SUPPORT	1
012	43.02115.00	RESISTOR	1
013	45.04545.00	ELECTRICAL CABLE	1
014	86.80000.26	FAN	1
015	IZ8970634001	SPACER	1
016	55.98913.00	REGUL SKIM	1

## 02. ENGINE COUPLINGS AND SUPPORTS

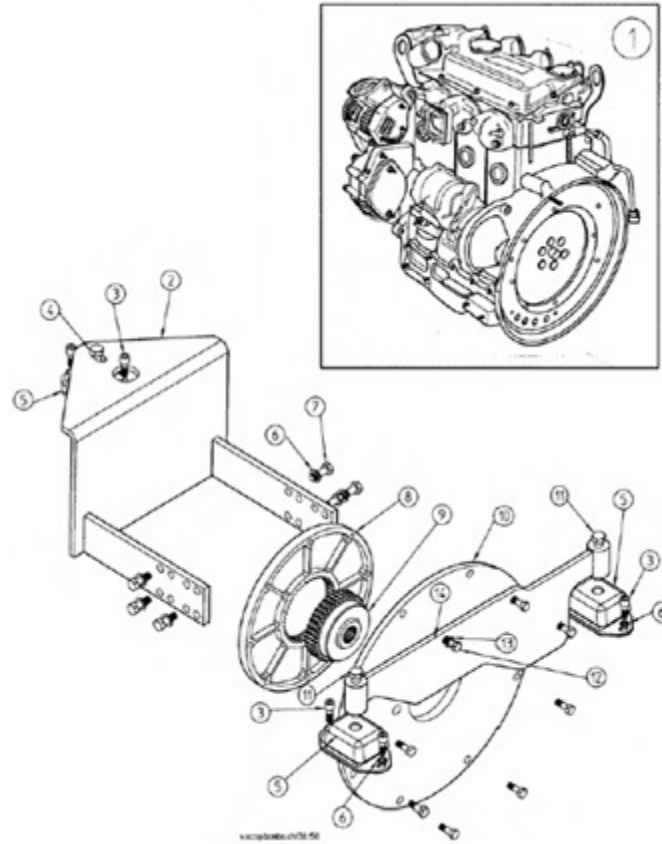


FIGURE	REFERENCE	DENOMINATION	AMOUNT
001	43.10101.03	DIESEL ENGINE	1
002	10.02463.00	ENGINE SUPPORT	1
003	601.10020.86	SCREW DIN912 M10x20	6
004	604.12030.86	SCREW DIN931	1
005	10.02060.00	SHOCK ABSORVER	3
006	104.10000.00	WASHER DIN7980 D10	18
007	604.10030.86	SCREW DIN931	12
008	62.20912.00	COUPLING CYL/GEA	1
009	63.01002.00	COUPLING GEA/GEA	1
010	63.01003.00	COUPLING CYL/CYL	1
011	604.12065.86	SCREW DIN931	2
012	603.08025.86	SCREW DIN933 M8x25	8
013	104.08000.00	WASHER DIN7980 D8	8
014	10.02460.00	ENGINE SUPPORT	1

## 02. ENGINE EXHAUST PIPE

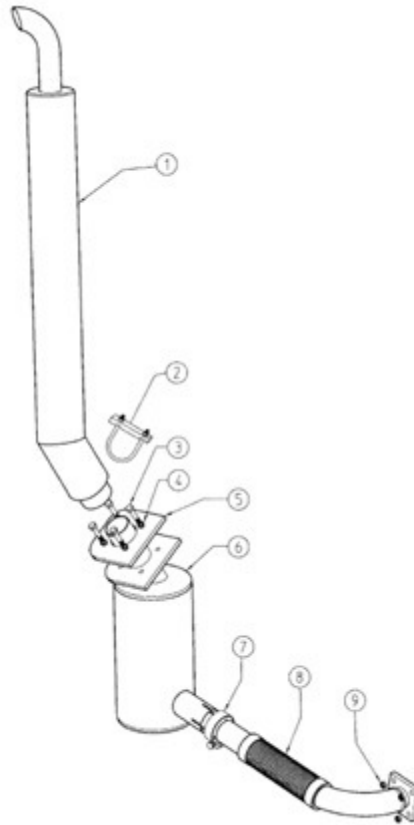


FIGURE	REFERENCE	DENOMINATION	AMOUNT
001	10.02150.01	MUFFLER	1
002	936.53000.66	CLAMP (CH 250)	1
003	603.08040.86	SCREW DIN933	4
004	104.08000.00	WASHER DIN7980 D8	4
005	10.02321.00	STRIP SUPPORT	1
006	10.02320.02	MUFFLER	1
007	935.47051.66	CLAMP	1
008	10.02275.01	EXHAUST MANIFOLD	1
009	701.08000.66	NUT DIN934 M8X1,25	4

## 02. ENGINE

### AIR FILTER COMP.

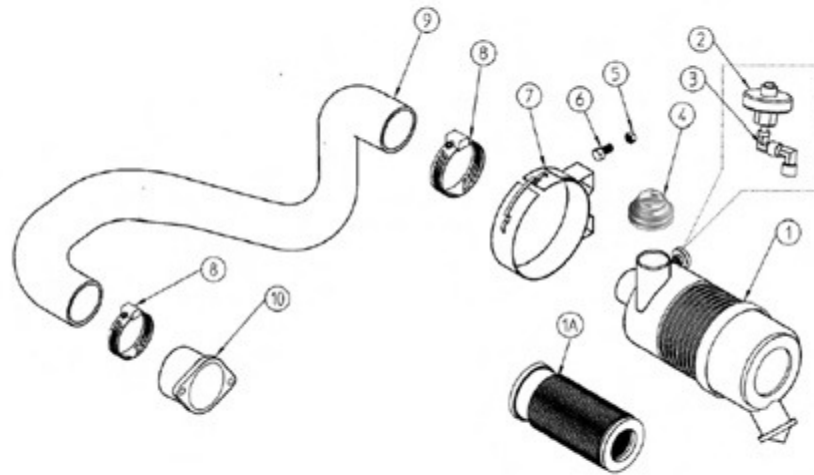


FIGURE	REFERENCE	DENOMINATION	AMOUNT
001	45.01200.10	AIR FILTER D	1
002	43.50119.00	AIR FILTER INDICATOR	1
003	10.02144.00	ELBOW C90M/H NIPPLE	2
004	70.02067.00	ADMISSION TUBE	1
005	701.08000.66	NUT DIN934 M8X1,25	2
006	603.08025.86	SCREW DIN933 M8x25	2
007	45.01201.11	CLAMP Ø146x50.5 AIR FILTER	1
008	904.57000.00	RING 0,5 MM.	2
009	10.02360.00	HOSE RUBBER B/P	1
010	10.02069.00	TUBO ADMISION D50X2X69	1
1A	45.01204.00	FILTER ELEMENT 60x105x300 (500H)	1

## 02. ENGINE

### RADIATOR

CHASSIS: 26700

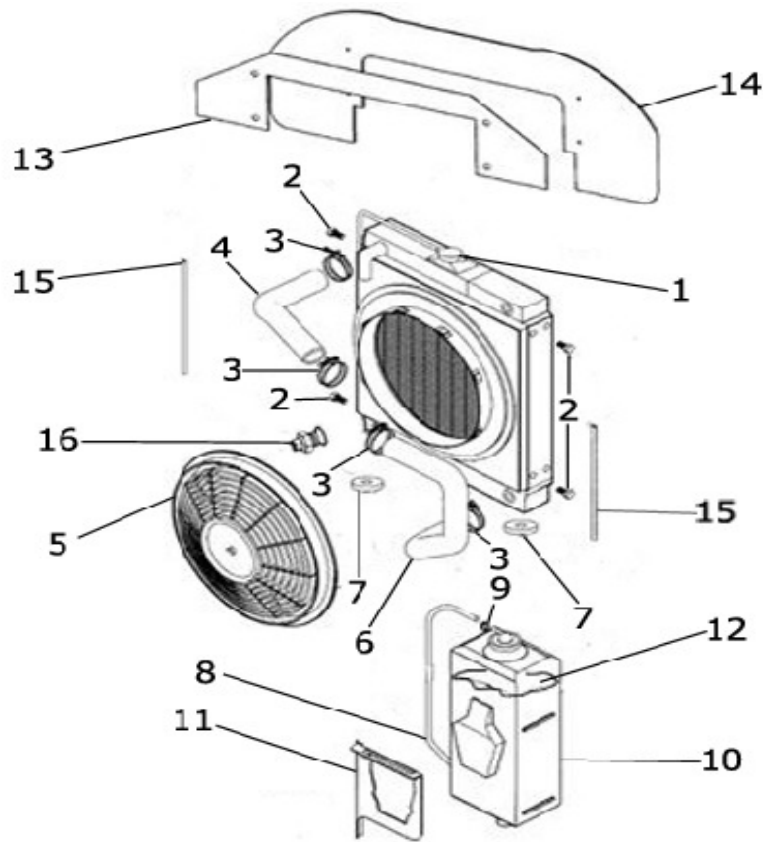


FIGURE	REFERENCE	DENOMINATION	AMOUNT
001	10.02103.00	RADIATOR	1
002	603.06015.86	SCREW DIN933 M6x15	4
003	912.30045.00	CLAMP	4
004	10.02280.00	HOSE RUBBER B/P	1
005	10.02101.01	FAN	1
006	10.02290.00	HOSE RUBBER B/P	1
007	10.02760.00	CASQUILLO GOMA 35X11X6	2
008	43.00750.00	TUBO PLAS. TRANS. 6x9x670	1
009	912.08016.66	CLAMP DIN3017	4
010	86.80000.09	VASO EXPANSOR	1
011	43.75921.00	3LD1 BRACKET SURGE TANK	1
012	45.00075.00	COOLAND FLUID 40%	1
013	10.00231.01	SOP. PAS. REC. 2X195X810	1
014	10.00230.01	GUARD	1
015	472.00411.00	RUBBER PROFILE MAT.	2
016	10.02104.00	THERMOCONTACT	1

# TRANSMISSION FRONT AXLE

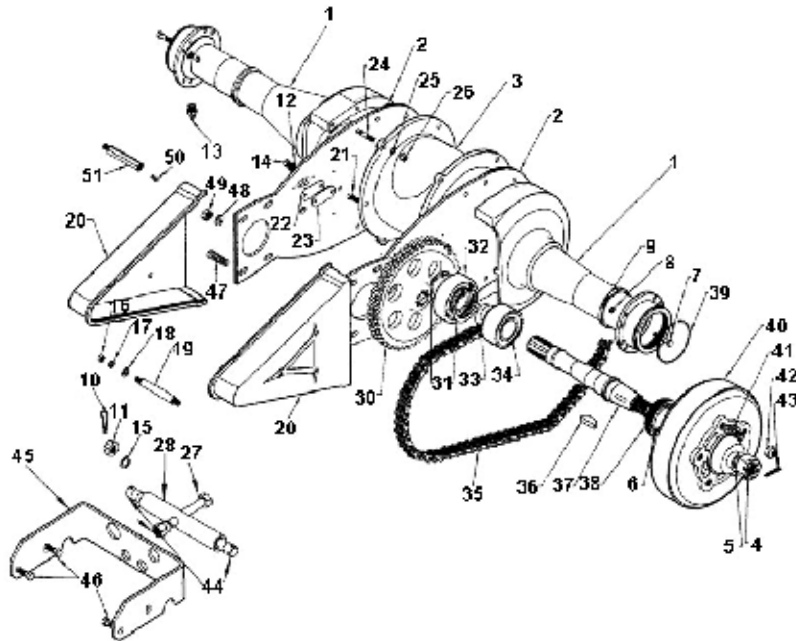


FIGURE	REFERENCE	DENOMINATION	AMOUNT
001	10.00400.01	ASCLE HOUSING	2
002	01.00432.01	PLATE	2
003	09.00426.00	SEPARATOR CASING	1
004	01.01319.00	NUT DIN935 M30x2x30	2
005	101.30000.66	WASHER DIN125 D30	2
006	202.45007.50	SEAL DIN3760 45x55x7	2
007	43.08034.00	SCREW DIN912*	12
008	104.08000.00	WASHER DIN7980 D8	16
009	711.08000.66	NUT DIN982 M8	16
010	401.25030.60	PIN	2
011	01.01312.00	NUT	2
012	104.06000.00	WASHER DIN7980 D6	4
013	901.08000.33	GREASER DIN71412-A M8x1,25	2
014	603.06015.86	SCREW DIN933 M6x15	4
015	101.14000.66	WASHER DIN125 D14	4
016	701.08000.66	NUT DIN934 M8X1,25	6

017	104.08000.00	WASHER DIN7980 D8	6
018	101.08000.66	WASHER DIN125 D8	6

## TRANSMISSION FRONT AXLE

FIGURE	REFERENCE	DENOMINATION	AMOUNT
019	00.01307.02	AXLE ROS/ROS	6
020	00.00420.00	GUARD TRANS.	2
021	603.09030.86	SCREW DIN933	2
022	00.00430.00	PAPER GASKET	2
023	00.00427.00	COVER HANDHOLE	2
024	00.00412.00	STUD DIN939*	14
025	104.10000.00	WASHER DIN7980 D10	14
026	01.01303.00	NUT	16
027	603.10080.86	SCREW DIN933	1
028	00.00422.00	TENSIONER	1
029	01.00425.00	NUT	1
030	02.00411.00	GEAR z48	2
031	905.80000.00	RING 0,5 MM.	4
032	306.40018.00	BEARING DIN5412	2
033	02.00415.00	DRIVESHAFT NUT DIN547	2
034	304.45302.00	BEARING DIN628 3209	2
035	00.00402.01	CHAIN	2
036	02.00519.01	KEY DIN6888 10x16x45	2
037	10.00414.00	DRIVE SHAFT	2
038	02.00417.00	NUT DIN547 M88x1,5 TROMPET	2
039	02.00419.00	RING DIN471 E93x3	2
040	02.00518.04	BRAKE DRUMP (HYDRAULIC)	2
041	10.00587.01	STUD DIN940	10
042	45.00588.00	NUT DIN982 M16x1,5	10
043	401.04050.60	PIN DIN94 4x50	2
044	02.32018.00	PLASTIC D18 CAP	2
045	10.13185.00	SOP. GUIA TUBO 52X130X185	1
046	603.06015.86	SCREW DIN933 M6x15	4
047	01.00383.01	STUD DIN939*	8
048	01.00345.00	WASHER DIN1441*	8
049	00.00130.00	NUT	8
050	618.06020.86	SCREW DIN7991	1





051

39.01307.00

STUD

1

# TRANSMISSION REDUCTOR SUPPORT

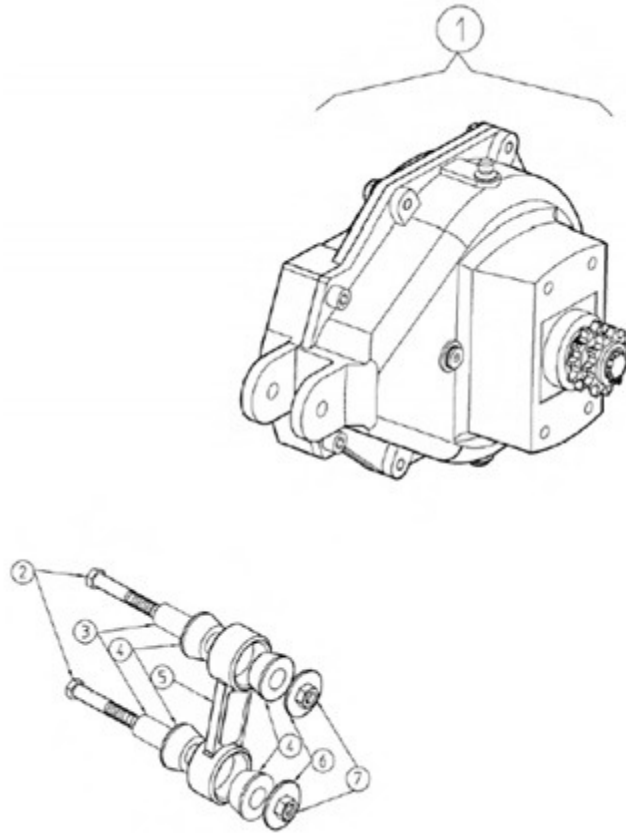


FIGURE	REFERENCE	DENOMINATION	AMOUNT
001	10.00190RE01	CAJA. REDUCTORA COMP. CH130/15	1
002	604.14080.86	SCREW DIN931	2
003	15.00114.01	BUSH	2
004	15.00113.00	SHOCK DAMPER 22X47X22.5 GOMA	4
005	01.00112.10	TIE ROD	1
006	37.00374.00	WASHER DIN9021 14,5x50x5	2
007	711.14000.66	NUT DIN982 M14 8.8 K	2

**TRANSMISSION  
REDUCTOR AND DIFFERENTIAL**



<b>FIGURE</b>	<b>REFERENCE</b>	<b>DENOMINATION</b>	<b>AMOUNT</b>
001	01.00302RE02	DIFFERENTIAL WITHOUT CROWN	1
002	904.25000.00	RING 0,5 MM.	2
003	02.00385.02	GEAR z11-11	2
004	301.25015.01	BEARING DIN625	4
005	301.40018.00	BEARING DIN625	4
006	202.25008.50	SEAL DIN3760	2
007	905.52000.00	RING 0,5 MM.	2
008	01.03902.00	WASHER ADJUST.	1
009	01.03010RE02	DIFFERENTIAL HOUSING	1
010	00.00382.02	GEAR CONICAL	2



011	01.00387.00	GEAR z12	4
012	01.00388.00	AXLES	1
013	10.03002.00	GEAR	1
014	01.00380.00	SCREW DIN931*	8
016	01.01302.00	NUT	8
017	711.08000.66	NUT DIN982 M8	1
018	52.00365.00	CAP	1
019	107.14000.10	WASHER AL 14x20x1.5	3
020	601.10040.86	SCREW DIN912 M10X40	2
021	10.00192.00	FLANGE	1
022	10.03001.00	GEAR	1
023	80.01035.01	CAP	2
024	10.00191.01	COVER 278X382	1
025	603.10030.86	SCREW DIN933	5

### 03. TRANSMISSION

#### POWER TAKE-OFF REDUCTOR BOX (CH130X4 - CH150X4)



FIGURE	REFERENCE	DENOMINATION	AMOUNT
001	303.40023.00	BEARING DIN628	2
002	10.16331.00	GEAR CONICAL	1
003	10.16336.00	4X4 CASE 170X120X135	1
004	10.16334.00	AXLE EST/EST	1
005	10.16335.00	AXLE CIL/EST	1
006	601.14045.86	SCREW DIN912 M14x45	2
007	603.08030.86	SCREW DIN933 M8X30	12
008	10.16332.00	SHAFT DEN/ROS	1
009	307.35018.00	ROLLING BEARING	2
010	10.16337.00	CASING	1

011	906.35000.00	WASHER	1
012	907.35008.00	NUT	1
013	45.00374.00	COUPLING CYL/CYL	1
014	45.00354.00	COUPLING CYL/CYL	1
015	10.16333.00	SHAFT DEN/EST	1
016	301.35021.00	BEARING DIN625	2
017	10.16338.00	CASING	1
018	10.16340.00	SHAFT CAS/CAS	1
019	10.16349.00	SPRING TORSION (116.30376)	1
020	39.14143.00	STOP ELECTROMA.	1
021	10.16348.00	ACTIONING FORK	1
022	10.16339.00	AXLE CIL/CPA	1
023	10.16344.00	AXLE CIL/COR	2
024	10.03106.00	ACC. FORK	1
025	905.90000.00	RING 0,5 MM.	1
026	914.88000.00	RING DIN2200 Ø88 BR	1
027	904.88000.00	SNAP RING DIN472	1
028	52.00365.00	CAP	1
029	107.14000.10	WASHER AL 14x20x1.5	5
030	80.01035.00	SCREW DIN910*	2
031	10.00921.00	CAP M14X150 DIN908	2
032A	10.16341.00	PANEL	1
032B	10.16342.00	PANEL	1
032C	10.16343.00	PANEL	1
033	905.80000.00	RING 0,5 MM.	1
034	216.03007.50	SEAL	1

### **03. TRANSMISSION**

#### **POWER TAKE-OFF REDUCTOR BOX (CH130X4 - CH150X4)**

<b>FIGURE</b>	<b>REFERENCE</b>	<b>DENOMINATION</b>	<b>AMOUNT</b>
035	904.35000.00	RING 0,5 MM.	1
036	216.01407.50	SEAL	1
037	904.14000.00	RING DIN471 E14	1
038	15.01261.00	ROD L6	1
039	10.16345.00	REGUL SKIM	2
040	10.16346.00	STRIP SUPPORT	1
041	10.16347.00	STRIP SUPPORT	1
042	618.06020.86	SCREW DIN7991	1

043	601.06015.86	SCREW DIN912	1
044	43.70581.00	SPRING TORSION	1
045	201.09525.50	O-RING DIN3770	1
046	201.10025.50	O-RING DIN3770	2
047	201.10020.50	O-RING DIN3770	1
048	401.02025.60	PIN DIN94 2x25	1

# TRANSMISSION

## POWER TAKE-OFF REDUCTOR BOX CH 130 X 4 -CH 150 X 4

CHASSIS: 30376



FIGURE	REFERENCE	DENOMINATION	AMOUNT
001	303.40023.00	BEARING DIN628	1
002	10.16000.01	ENGRANAJE CONICO Z13 48X25X59.	1
003	10.16336.01	CARCASA4x4175x173x175	1
004	10.16334.00	AXLE EST/EST	1
005	10.16335.00	AXLE CIL/EST	1
006	603.08030.86	SCREW DIN933 M8X30	6
007	603.08025.86	SCREW DIN933 M8x25	12
008	10.16332.01	EJE DEN/ROS Z21X132	1
009	307.35018.00	ROLLING BEARING	2





010	10.17302.01	ACOP. CIL/CIL 62X135X1345 4X4	1
011	906.35000.00	WASHER	1
012	907.35008.00	NUT	1
013	10.17308.00	CARCASA 4X4 80X132X76	1
014	10.17309.00	SHAFT DEN/EST	1
015	107.14000.10	WASHER AL 14x20x1.5	1
016	80.01035.01	CAP	2
017	905.90000.00	RING 0,5 MM.	1
018	10.16359.00	REGUL SKIM	1
019	904.40000.00	RING DIN471	1
020	201.09525.50	O-RING DIN3770	1
021	10.17304.00	EMBOLO 98X28.5 4X4	1
022	402.04020.00	PIN	1
023	237.72035.50	GASKET	1
024	237.98035.50	GASKET	1
025	301.35021.00	BEARING DIN625	1
026	10.16343.01	PANEL	2
027	904.35000.00	RING 0,5 MM.	1
028	315.50014.00	BEARING DIN711	1
029	10.17306.00	DISCO EMBR. 26X102X7	1
030	10.03212.00	SPRING COMPRESSION	1
031	10.17305.00	ACOP. CIL/DEN 21X55X30 4X4	1
032	216.03007.50	SEAL	1
033	10.17305.00	ACOP. CIL/DEN 21X55X30 4X4	1
034	10.03211.00	DISK CLUTCH	3
035	905.80000.00	RING 0,5 MM.	1
036	10.03209.00	DISK AXIAL	4

**TRANSMISSION**

**POWER TAKE-OFF REDUCTOR BOX CH 130 X 4 -CH 150 X 4**

CHASSIS: 30376

FIGURE	REFERENCE	DENOMINATION	AMOUNT
037	10.17307.00	PLATO EMBRAGUE 27X102 4X4	1
038	905.90000.00	RING 0,5 MM.	1
047	201.10020.50	O-RING DIN3770	1

**TRANSMISSION**  
**DIRECTRIX REAR AXLE CH 130**



<b>FIGURE</b>	<b>REFERENCE</b>	<b>DENOMINATION</b>	<b>AMOUNT</b>
001	10.00626.06	AXLE STEEL	1
002	39.10616.00	BUSH	2
003	718.18000.66	NUT	1
004	01.00627.02	AXLE CIL/ROS	1
005	901.08000.33	GREASER DIN71412-A M8x1,25	5
006	710.14000.66	NUT	2
007	10.00633.00	WASHER DIN1441*	2
008	10.00634.00	CIR-CLIP EXT. DIN7980	2
009	10.00628RE00	BEARING	4
010	10.00623.00	AXLE CPA/CPA	2



011	322.30003.00	NEEDLE THRUST BEARING	2
012	926.30003.00	DISK AXIAL	2
013	10.00632.00	WASHER DIN1440*	2
014	710.16000.66	NUT	2
015	401.25040.60	PIN	2
016	10.00639.03	STUB AXLE	1
017	43.02534.00	STUD DIN939*	2
018	701.16000.66	NUT	2
019	10.00640.02	STUB AXLE	1
020	202.36008.50	SEAL DIN3760	2
021	10.00553.01	NUT	2
022	307.30017.00	BEARING DIN720	2
023	46.00552.00	BUSH	2
024	307.20015.00	BEARING DIN720	2
025	10.00560.00	RING 0,5 MM.	2
026	45.00452.00	SCREW FASTENING WHEEL	10
027	10.00550.01	WHEEL HUB	2
028	45.00588.00	NUT DIN982 M16x1,5	10
029	101.16000.66	WASHER DIN125 D16	2
030	710.16000.66	NUT	2
031	00.05806.00	CAP	2
032	10.00600.02	PUENTE DIRECTRIZ	1

# TRANSMISSION

## STEERING CYLINDER CH 130

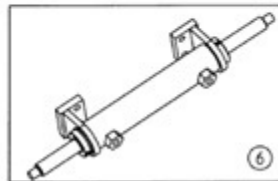
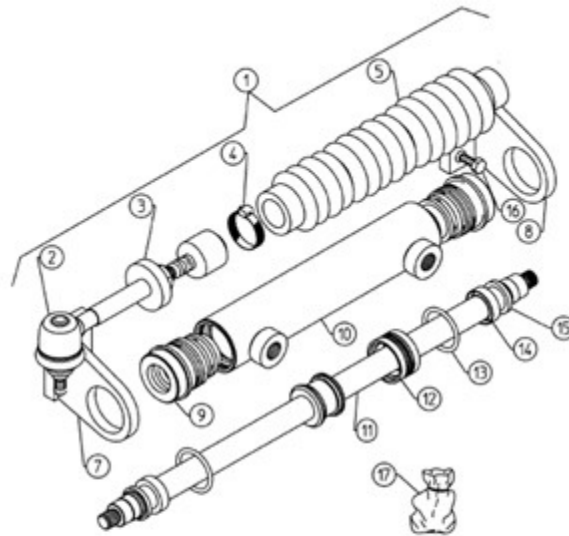


FIGURE	REFERENCE	DENOMINATION	AMOUNT
001	01.00617RE11	CYLINDER D/E	1
002	10.09100.00	L BALL	2
003	01.61720.00	MAT. TUBO MET. CIL. 15x15	2
004	912.32050.66	CLAMP DIN3017	2
005	45.01492.00	DUST EXCLUDER	2
006	01.00617.10	CYLINDER D/E	1
007	01.06175.00	BRACKET ANG.	1
008	01.06176.00	BRACKET ANG.	1
009	01.06172.00	GUIDE	2
010	01.06171.00	CUERPO CIL. D40x247	1
011	01.06173.00	SPINDLE	1
012	207.04032.50	JUNTA ESTAN. COMPAC. 40X32	1
013	201.03335.50	O-RING DIN3770	2
014	229.02228.50	GASKET DIN6505	2
015	228.02230.50	WIPER RING	2
016	603.08030.86	SCREW DIN933 M8X30	2



017	11.99130RE01	GASKET SET	1
1*	01.00617RE11	CYLINDER D/E	1

**TRANSMISSION**  
**STEERING CYLINDER CH 130**

<b>FIGURE</b>	<b>REFERENCE</b>	<b>DENOMINATION</b>	<b>AMOUNT</b>
6*	01.00617.10	CYLINDER D/E	1

### 03. TRANSMISSION

#### 2WD REAR AXLE (1)

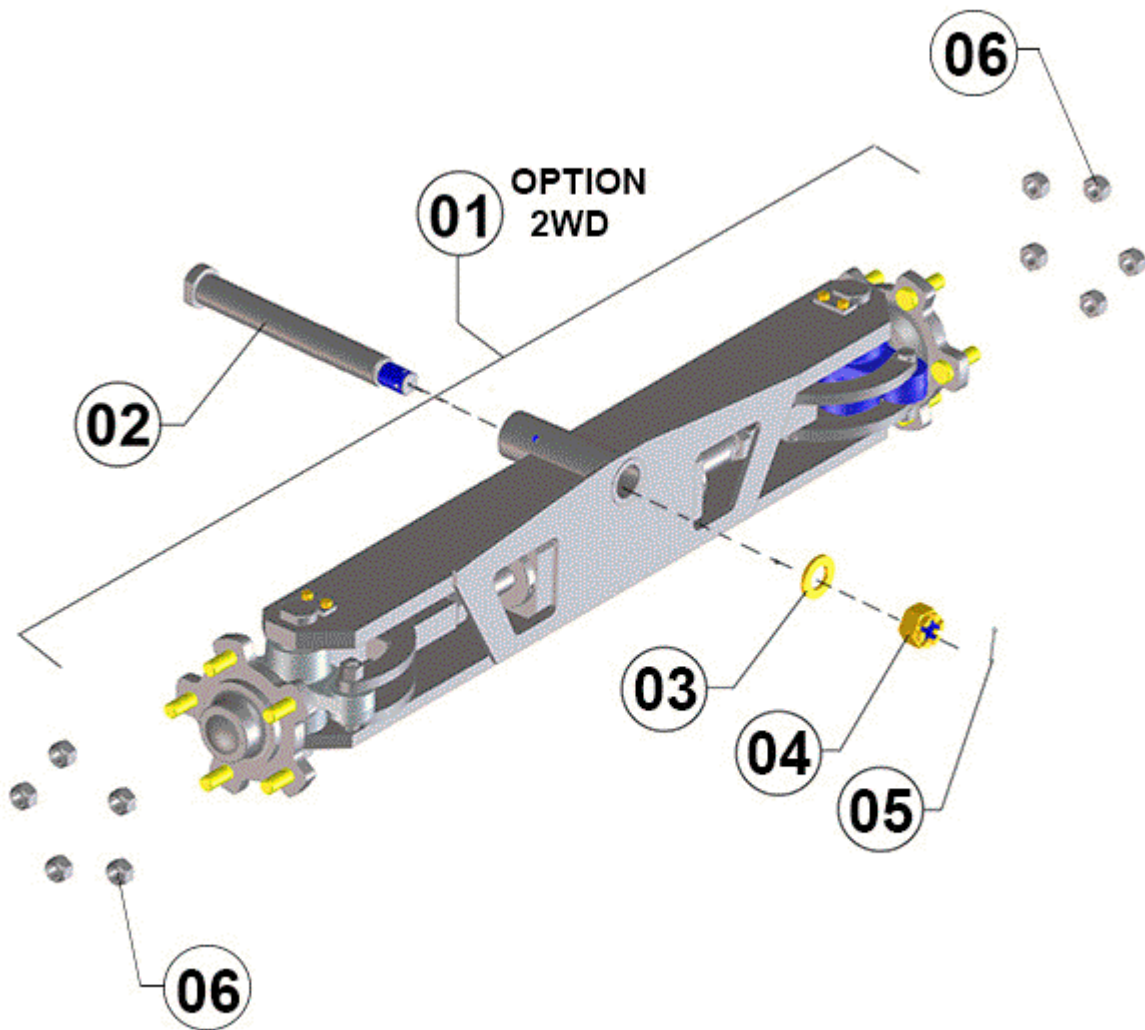


FIGURE	REFERENCE	DENOMINATION	AMOUNT
001	10.00601.01	PUENTE DIRECTRIZ CH-130/150 x2	1
002	12.03010.00	AXLE 26X20X229	1
003	101.20000.66	WASHER DIN125	1
004	710.20000.66	NUT DIN935 M20x1,5	1
005	401.02025.60	PIN DIN94 2x25	1
006	45.00588.00	NUT DIN982 M16x1,5	10

### 03. TRANSMISSION

#### 2WD REAR AXLE (1)

CHASSIS: 39940

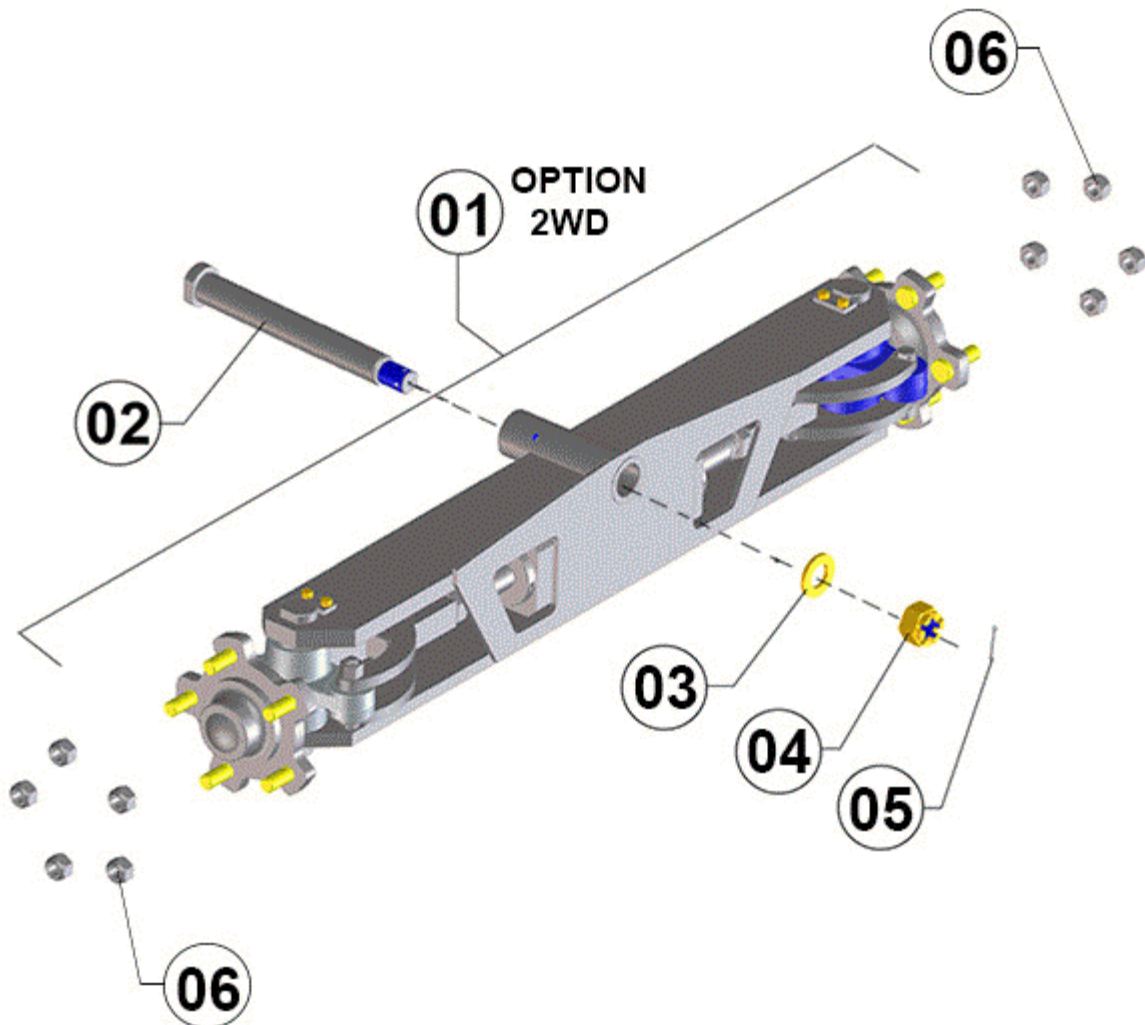


FIGURE	REFERENCE	DENOMINATION	AMOUNT
001	10.00601.02	AXLE STEEL C 150HX2	1
002	12.03010.00	AXLE 26X20X229	1
003	101.20000.66	WASHER DIN125	1
004	710.20000.66	NUT DIN935 M20x1,5	1
005	401.02025.60	PIN DIN94 2x25	1
006	45.00588.00	NUT DIN982 M16x1,5	10

**COMMENTS**

MOD.3012

### 03. TRANSMISSION

#### 2WD REAR AXLE (2)

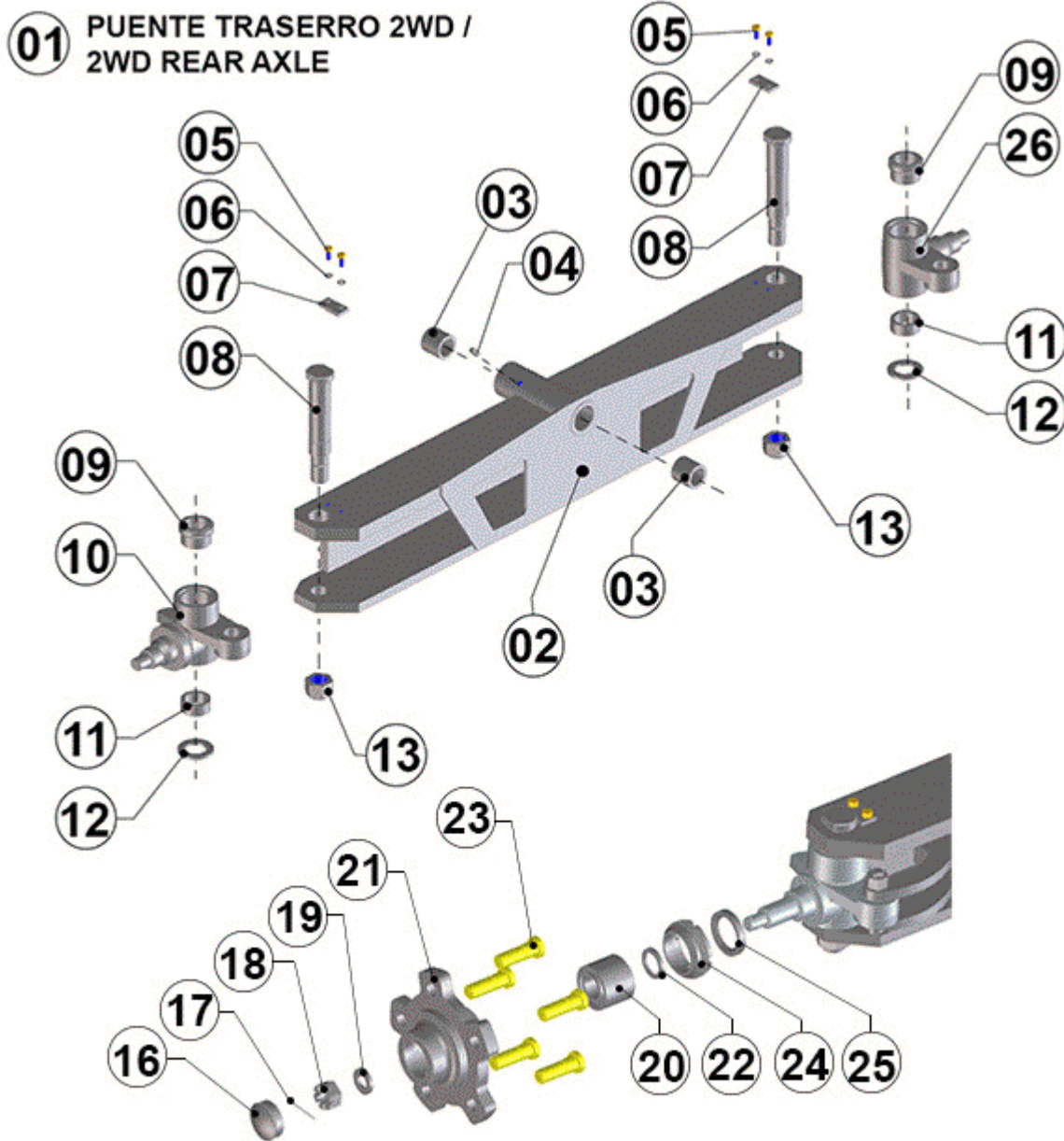


FIGURE	REFERENCE	DENOMINATION	AMOUNT
001	10.00601.02	AXLE STEEL C 150HX2	1
002	10.03600.01	AXLE HOUSING	1
003	39.10616.00	BUSH	2
004	901.08000.33	GREASER DIN71412-A M8x1,25	1
005	603.06015.86	SCREW DIN933 M6x15	4
006	105.06000.66	CIR-CLIP DIN7980	2





007	15.00832.00	PANEL	2
008	10.03609.00	AXLE CIL/ROS	2
009	331.30030.00	BEARING DIN 5429	2
010	10.03607.00	STUB AXLE	1
011	327.30017.00	GASKET MET. BUNA	2
012	10.00635.00	WASHER DIN434*	2
013	718.24000.66	BUSHING 20x23x30 DIN 1494	2
016	00.05806.00	CAP	2
017	401.25040.60	PIN	2
018	01.01314.10	NUT	2
019	01.00632.00	WASHER DIN1440*	2
020	330.25037.00	ROLLING BEARING	2
021	45.00550.00	WHEEL HUB	2
022	46.00552.20	MAT. TUBO MET. CIL.	2
023	45.00452.00	SCREW FASTENING WHEEL	10
024	10.00553.02	NUT	2
025	202.36008.50	SEAL DIN3760	2
026	10.03608.00	RIGHT KNUCKLE	1

### 03. TRANSMISSION

#### 2WD REAR AXLE (2)

CHASSIS: 30144

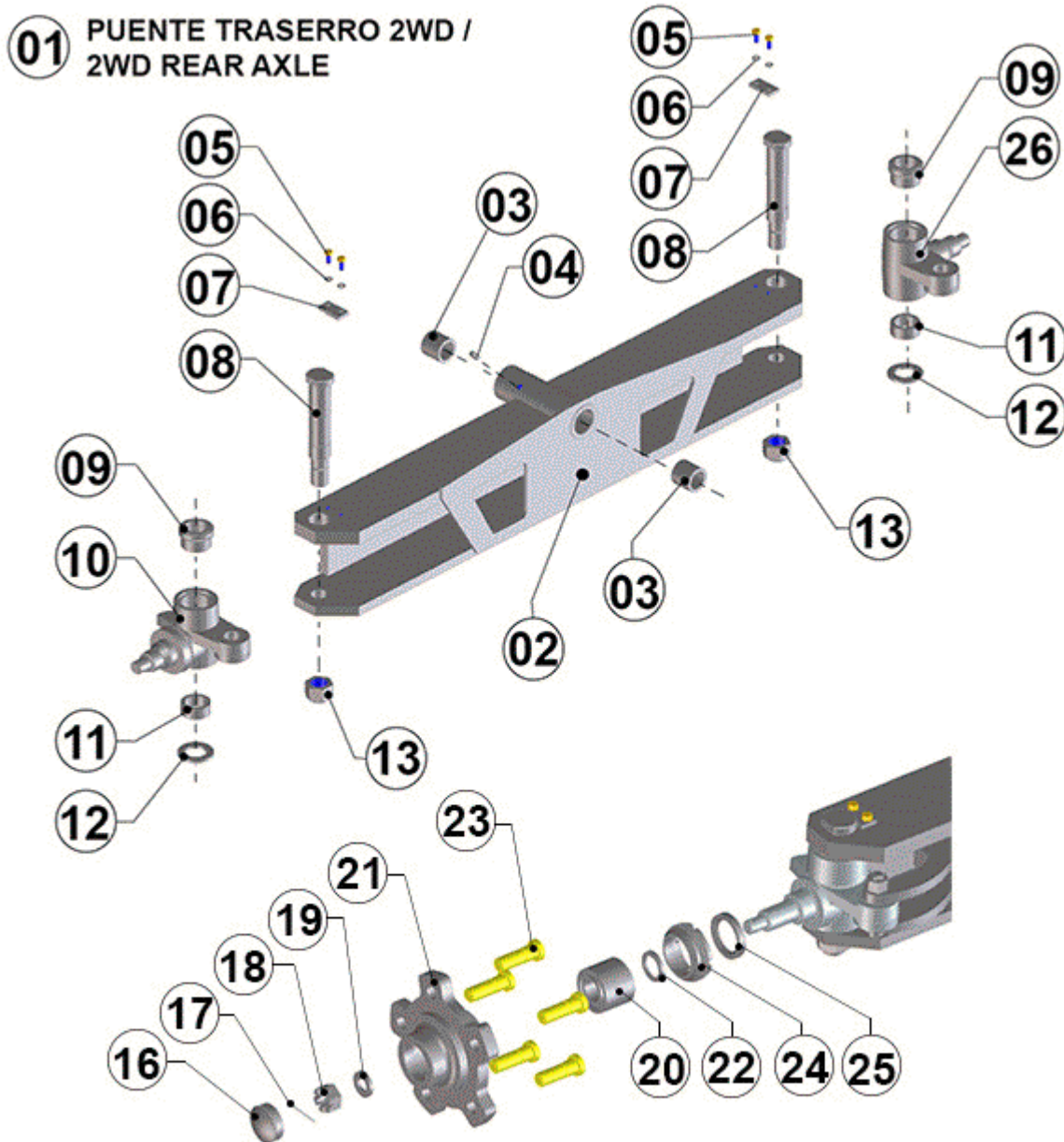


FIGURE	REFERENCE	DENOMINATION	AMOUNT
001	10.00601.02	AXLE STEEL C 150HX2	1
002	10.03600.01	AXLE HOUSING	1
003	39.10616.00	BUSH	2
004	901.08000.33	GREASER DIN71412-A M8x1,25	1
005	603.06015.86	SCREW DIN933 M6x15	4
006	105.06000.66	CIR-CLIP DIN7980	2

007	15.00832.00	PANEL	2
008	10.03609.00	AXLE CIL/ROS	2
009	331.30030.00	BEARING DIN 5429	2
010	10.03607.01	LEFT KNUCKLE	1
011	327.30017.00	GASKET MET. BUNA	2
012	10.00635.00	WASHER DIN434*	2
013	718.14000.66	NUT DIN985 M14x1,5	2
016	00.05806.00	CAP	2
017	401.25040.60	PIN	2
018	01.01314.10	NUT	2
019	01.00632.00	WASHER DIN1440*	2
020	330.25037.00	ROLLING BEARING	2
021	45.00550.00	WHEEL HUB	2
022	46.00552.20	MAT. TUBO MET. CIL.	2
023	45.00452.00	SCREW FASTENING WHEEL	10
024	10.00553.02	NUT	2
025	202.36008.50	SEAL DIN3760	2
026	10.03608.01	STUB AXLE	1

**COMMENTS**

---

MOD.2845

### 03. TRANSMISSION

#### 2WD REAR AXLE (2)

CHASSIS: 39940

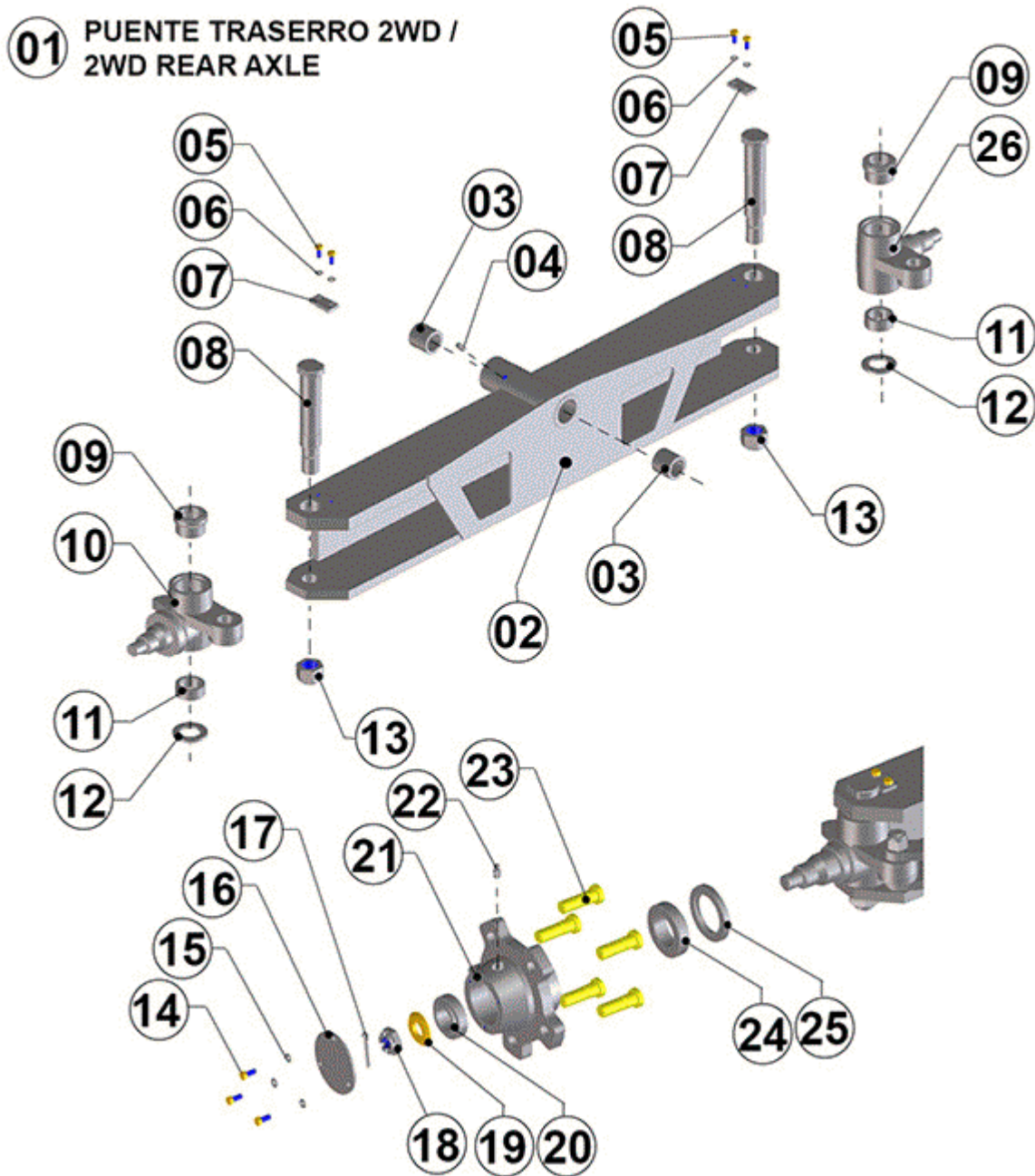


FIGURE	REFERENCE	DENOMINATION	AMOUNT
001	10.00601.02	AXLE STEEL C 150HX2	1
002	10.03600.01	AXLE HOUSING	1
003	39.10616.00	BUSH	2
004	901.08000.33	GREASER DIN71412-A M8x1,25	1
005	603.06015.86	SCREW DIN933 M6x15	4
006	105.06000.66	CIR-CLIP DIN7980	2

007	15.00832.00	PANEL	2
008	10.03609.00	AXLE CIL/ROS	2
009	331.30030.00	BEARING DIN 5429	2
010	10.03607.02	LEFT STUB AXLE 118X65X93,5	1
011	327.30017.00	GASKET MET. BUNA	2
012	10.00635.00	WASHER DIN434*	2
013	718.24000.66	BUSHING 20x23x30 DIN 1494	2
014	603.06015.86	SCREW DIN933 M6x15	6
015	105.06000.66	CIR-CLIP DIN7980	6
016	10.03620.00	COVERT	2
018	715.20000.80	WASHER DIN125	2
019	15.00368.02	WASHER	2
020	307.30017.01	WASHER DIN125	2
021	45.00550.01	WHEEL HUB	2
022	901.08000.33	GREASER DIN71412-A M8x1,25	2
023	45.00452.00	SCREW FASTENING WHEEL	10
024	307.40019.00	BEARING DIN720	2
025	205.50008.50	TUBE, METALLIC Ø55x325 CYL.	2
026	10.03608.02	RIGHT STUB AXLE 116X65X93,5	1

**COMMENTS**

---

MOD.3012

### 03. TRANSMISSION 2WD REAR AXLE (3)

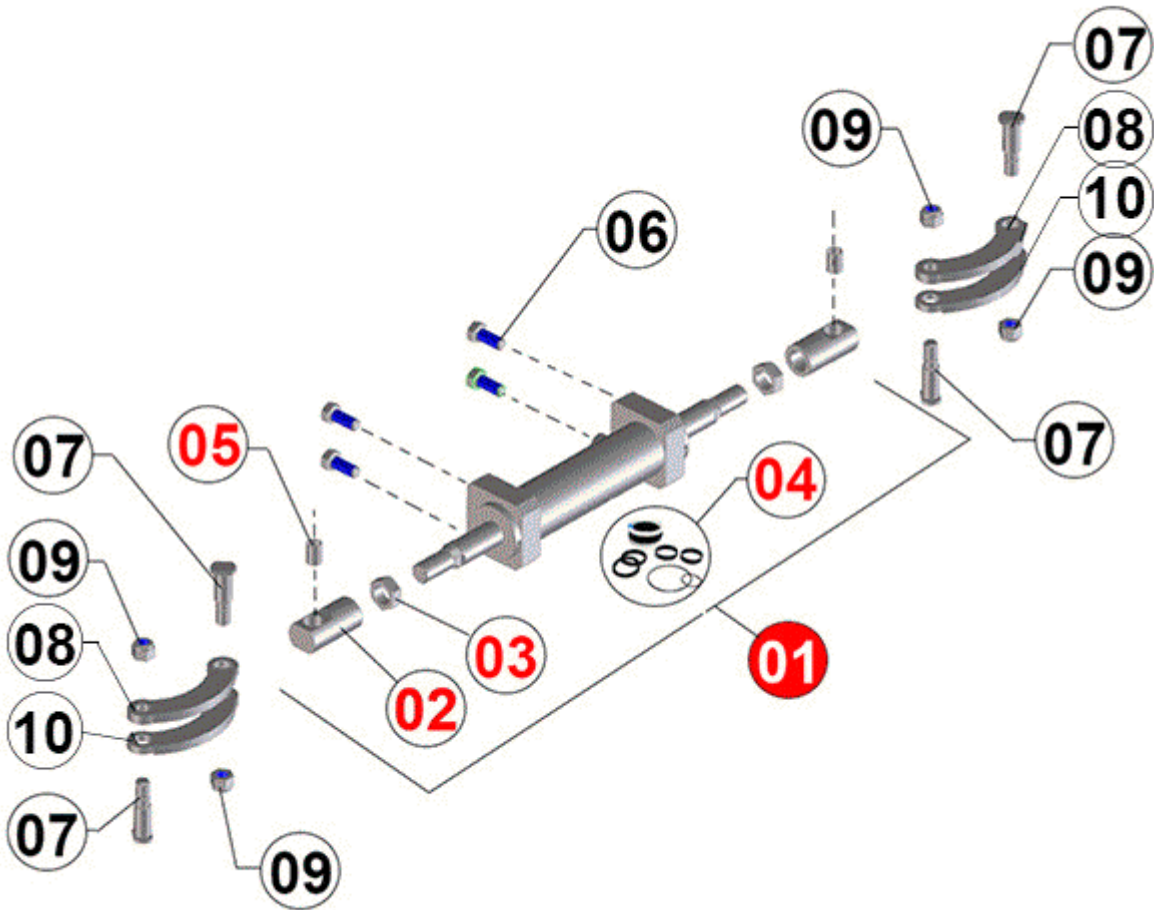


FIGURE	REFERENCE	DENOMINATION	AMOUNT
001	10.03610.00	CYLINDER D/E	1
002	10.03615.02	BEARING DIN5412	2
003	702.27000.66	WASHER DIN125*	2
004	10.99110RE02	GASKET SET	1
005	939.01625.00	BUSH	2
006	603.14035.86	SCREW DIN933	4
007	10.03614.00	AXLE CIL/ROS	4
008	10.03606.00	CON ROD	2
009	718.16000.66	NUT	4
010	10.04606.00	ROD 10X131	2

### 03. TRANSMISSION

#### 2WD REAR AXLE (3)

CHASSIS: 30114

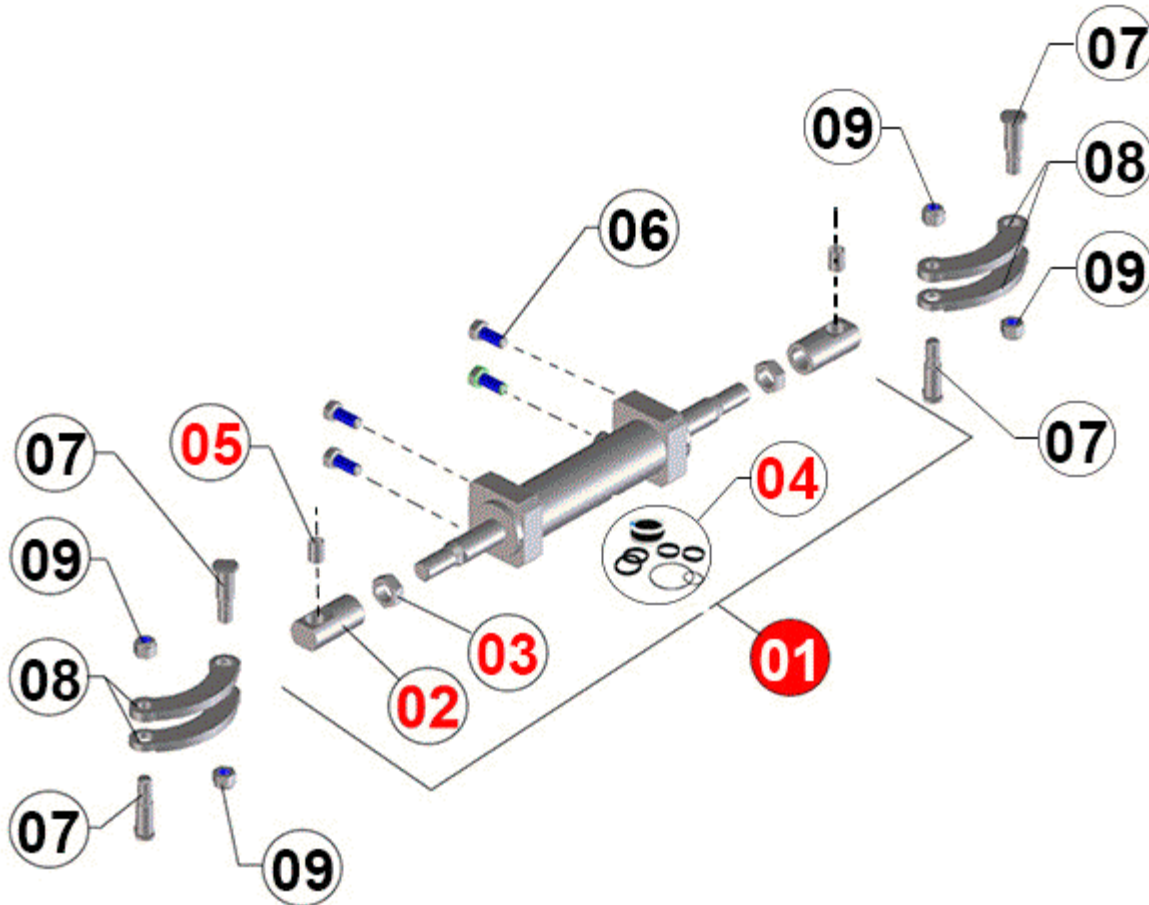


FIGURE	REFERENCE	DENOMINATION	AMOUNT
001	10.03610.00	CYLINDER D/E	1
002	10.03615.02	BEARING DIN5412	2
003	702.27000.66	WASHER DIN125*	2
004	10.99110RE02	GASKET SET	1
005	939.01625.00	BUSH	2
006	603.14035.86	SCREW DIN933	4
007	10.03614.01	AXLE CIL/ROS	4
008	10.03606.01	CON ROD	4
009	718.16000.66	NUT	4

**COMMENTS**

---

MOD.2845



### 03. TRANSMISSION

#### 2WD REAR AXLE (3)

CHASSIS: 32373

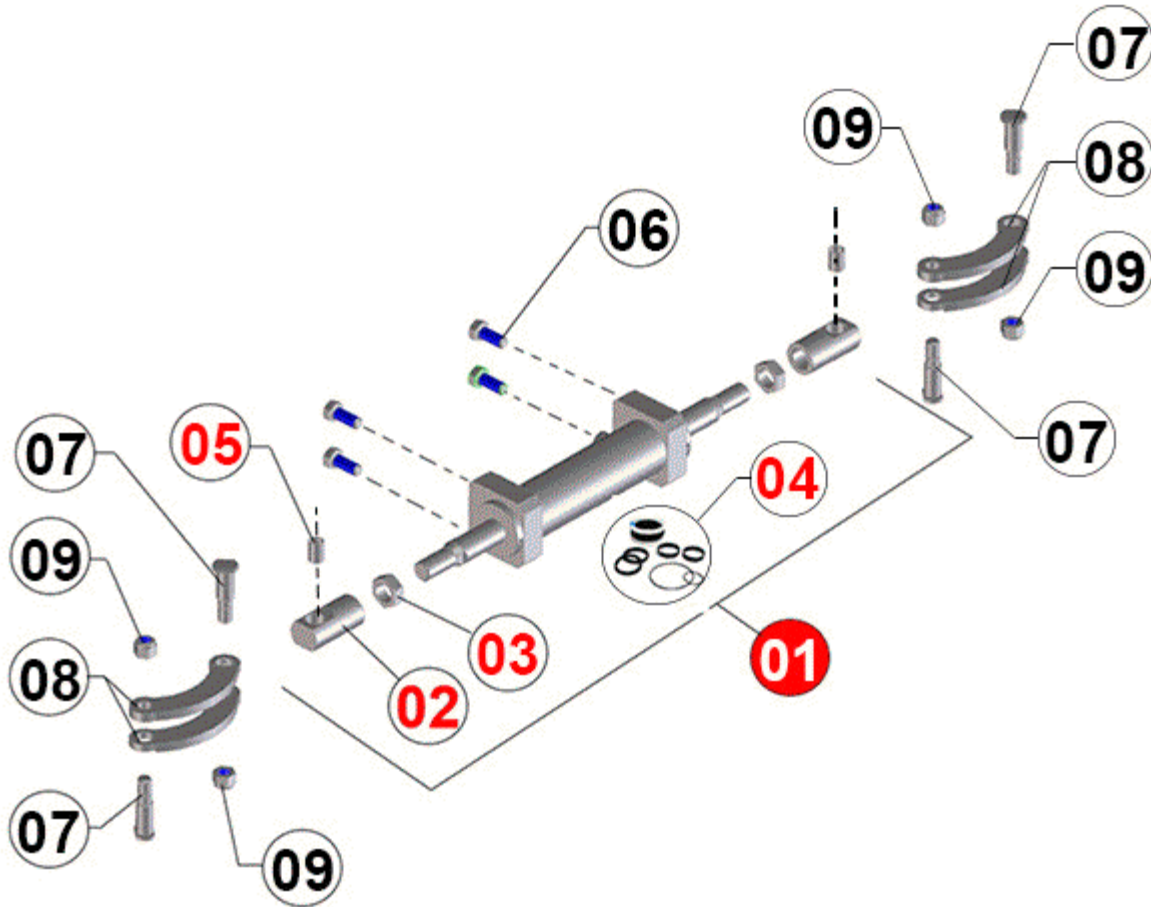


FIGURE	REFERENCE	DENOMINATION	AMOUNT
001	10.03610.02	CYLINDER D/E	1
002	10.03615.02	BEARING DIN5412	2
003	702.27000.66	WASHER DIN125*	2
004	10.99110RE02	GASKET SET	1
005	949.01615.00	BUSHING 16x18x15 DIN 1494	2
006	603.14035.86	SCREW DIN933	4
007	10.03614.01	AXLE CIL/ROS	4
008	10.03606.01	CON ROD	4
009	718.16000.66	NUT	4

**COMMENTS**

---

MOD.2906

### 03. TRANSMISSION

#### 2WD REAR AXLE (3)

CHASSIS: 39940

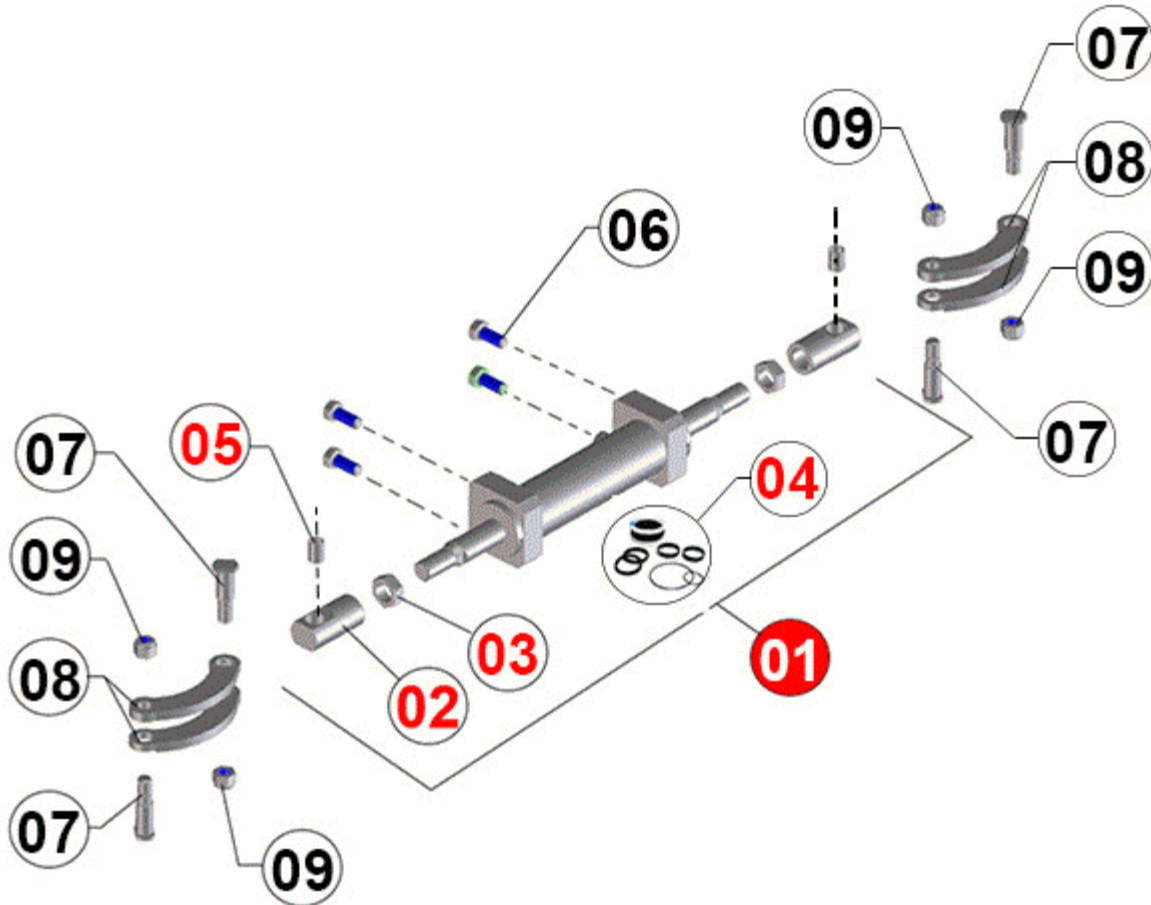


FIGURE	REFERENCE	DENOMINATION	AMOUNT
001	10.03610.03	CYLINDER D/E 55X643	1
002	10.03615.02	BEARING DIN5412	2
003	702.27000.66	WASHER DIN125*	2
004	10.99110RE02	GASKET SET	1
005	949.02030.00	BUSH 20x23x30 DIN125	2
006	603.14035.86	SCREW DIN933	4
007	20.03034.01	AXE CIL/ROS D20X76	4
008	10.03606.02	CON ROD 12X13	4
009	718.16000.66	NUT	4

**COMMENTS**

---

MOD.3012

### 03. TRANSMISSION

#### 4WD REAR AXLE (1)

- ① PUENTE DIRECTRIZ 4X4 /  
GUIDELINE AXLE 4X4

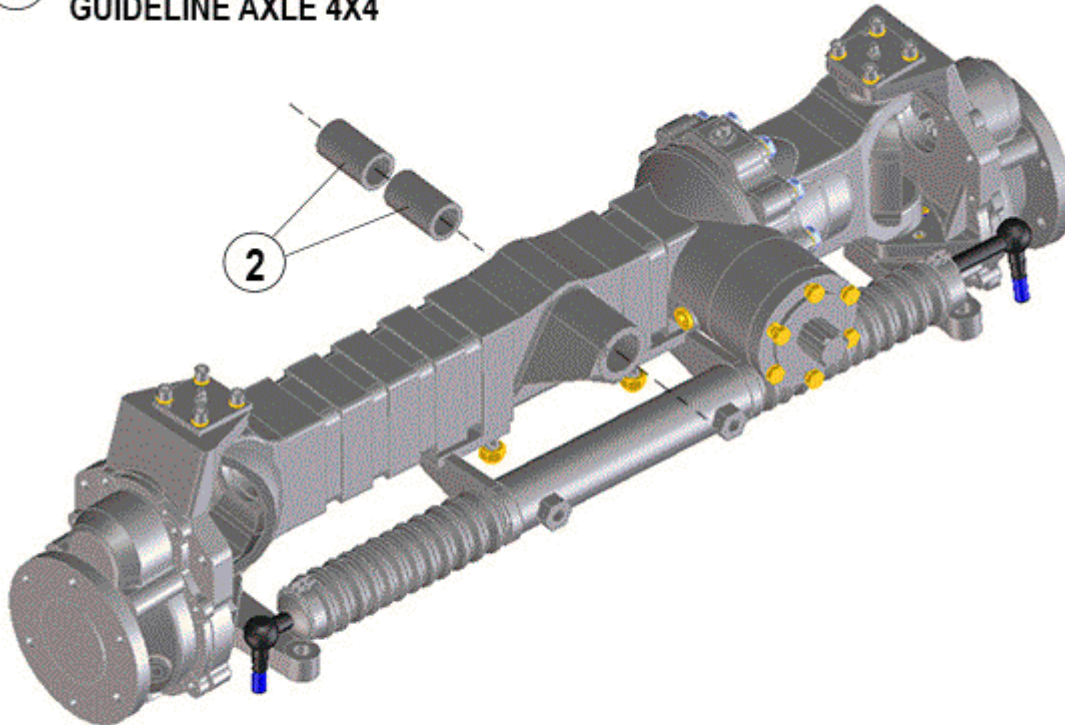


FIGURE	REFERENCE	DENOMINATION	AMOUNT
001	45.00500.00	AXLE STEEL	1
002	39.10616.00	BUSH	2

### 03. TRANSMISSION

#### 4WD REAR AXLE (1)

CHASSIS: 28684

- ① PUENTE DIRECTRIZ 4X4 /  
GUIDELINE AXLE 4X4

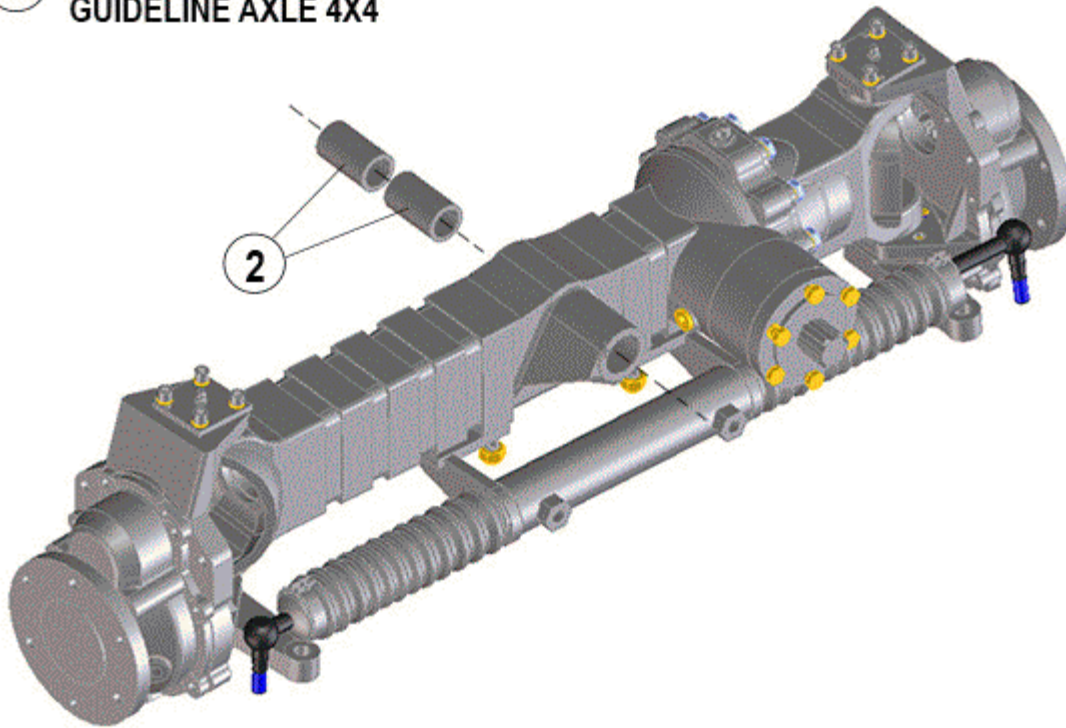


FIGURE	REFERENCE	DENOMINATION	AMOUNT
001	45.00500.02	PUENTE DIRECTRIZ 4X4	1
002	39.10616.00	BUSH	2

#### COMMENTS

MOD.2777-A Modificacion cuboi rueda y tapa carcasa cubo rueda

### 03. TRANSMISSION

#### 4WD REAR AXLE (1)

CHASSIS: 33921

- ① PUENTE DIRECTRIZ 4X4 /  
GUIDELINE AXLE 4X4

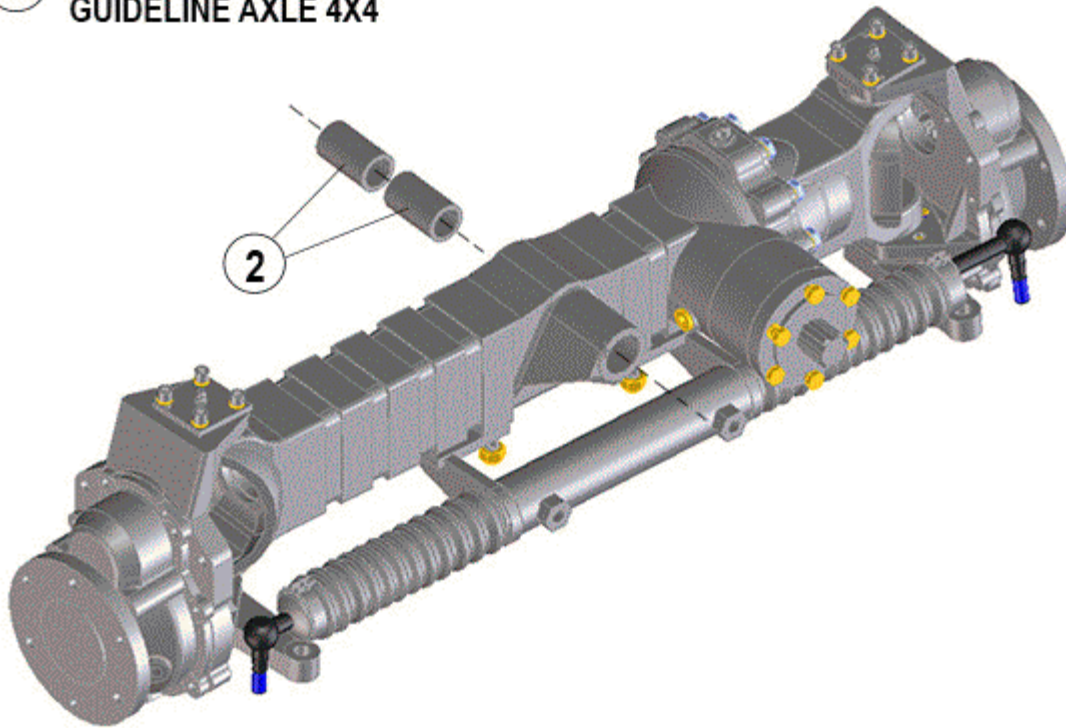


FIGURE	REFERENCE	DENOMINATION	AMOUNT
001	45.00500.02	PUENTE DIRECTRIZ 4X4	1
002	39.10616.01	BUSH	2

#### COMMENTS

MOD.2927 Se sustituyen los casquillos del eje central articulacion puente trasero x4 (de bronce din1716 G a Bronce DIN 1705 Cu Sn 7 Zn Pb R:22 Kg/mm2) Se añade engrasador para los casquillos del eje central de articulacion puente

### 03. TRANSMISSION

#### 4WD REAR AXLE (1)

CHASSIS: 39943

- ① PUENTE DIRECTRIZ 4X4 /  
GUIDELINE AXLE 4X4

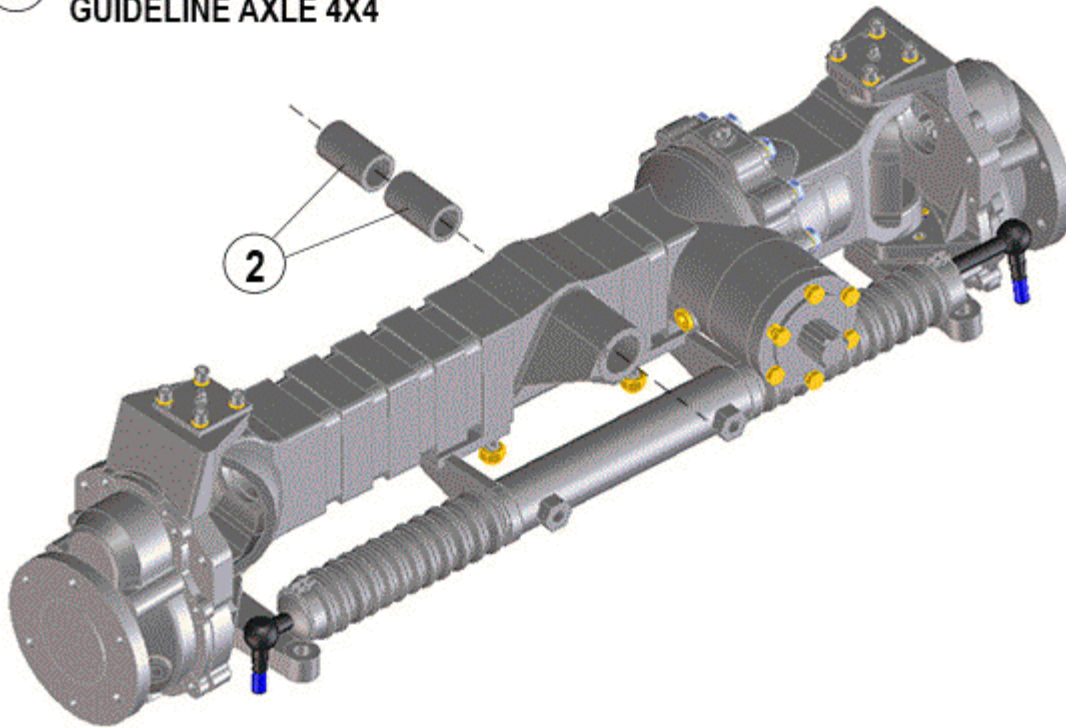


FIGURE	REFERENCE	DENOMINATION	AMOUNT
001	45.00500.05	PUENTE DIRECTRIZ 4X4	1
002	39.10616.01	BUSH	2

#### COMMENTS

MOD.3011 Se mejora la reductora del puente x4



### 03. TRANSMISSION

#### 4WD REAR AXLE (2)

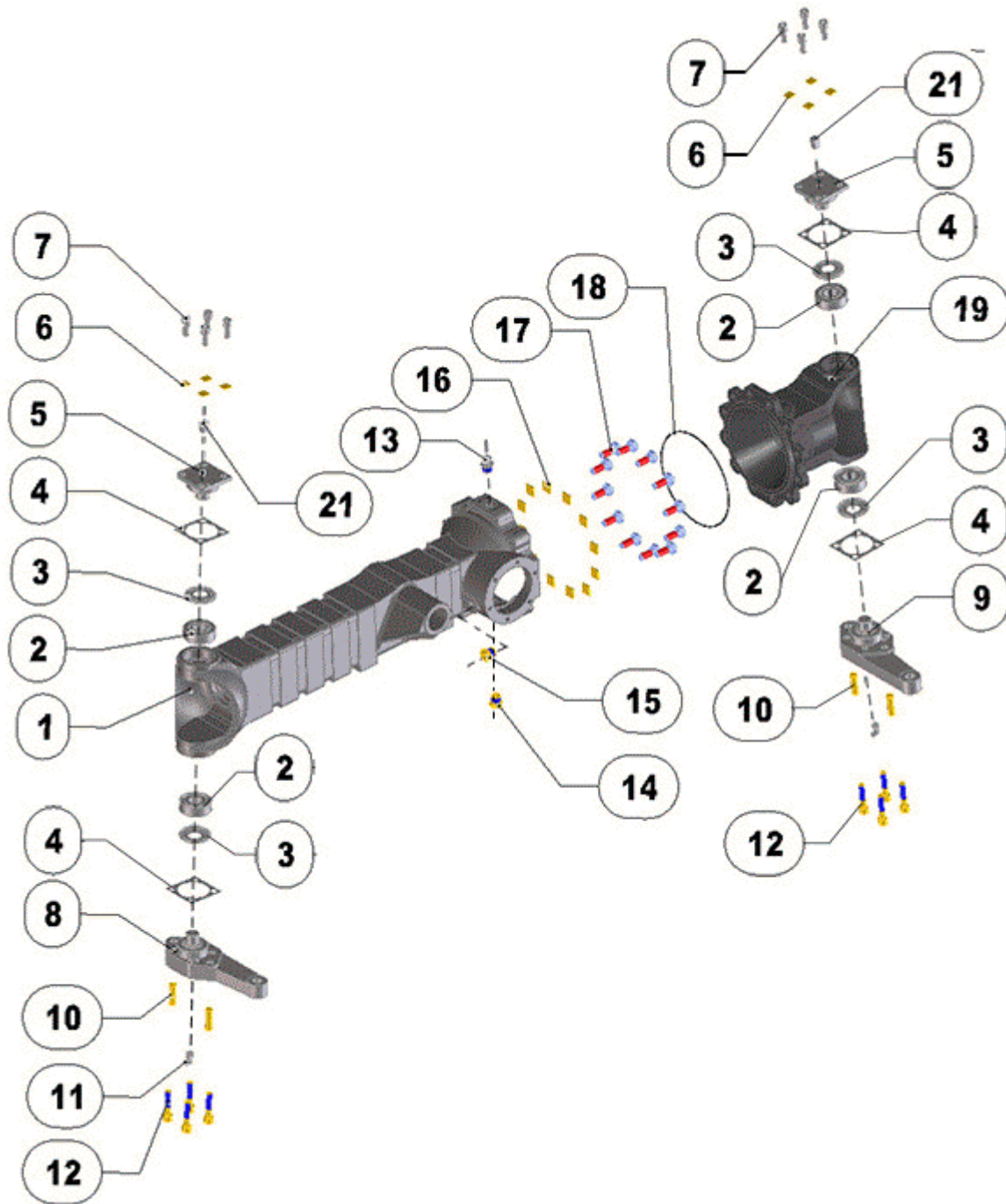


FIGURE	REFERENCE	DENOMINATION	AMOUNT
001	39.10606.00	RIGHT AXLE ARM	1
002	307.20015.01	BEARING DIN720	4
003	223.02047.66	RING 0,5 MM.	4
004	39.10641.00	REGUL SPACER	10
005	39.10614.00	SHAFT CIL/CIL	2



006	104.08000.00	WASHER DIN7980 D8	8
007	601.08025.86	SCREW DIN912	8
008	39.10626.00	RIGHT STEERING SUPPORT	1
009	39.10625.00	LEFT STEERING SUPPORT	1
010	403.10035.00	PIN DIN6325 D10X35	4
011	903.08000.33	GREASER DIN71412-B	2
012	601.08040.86	SCREW DIN912	8
013	52.00365.00	CAP	1
014	10.00921.00	CAP M14X150 DIN908	3
015	80.01035.01	CAP	1
016	104.10000.00	WASHER DIN7980 D10	12
017	603.10025.96	SCREW DIN933	12
018	201.14602.50	O-RING DIN3770	1
019	39.10605.00	LEFT ASCLE HOUSING	1
021	901.08000.33	GREASER DIN71412-A M8x1,25	2

### 03. TRANSMISSION

#### 4WD REAR AXLE (2)

CHASSIS: 27203

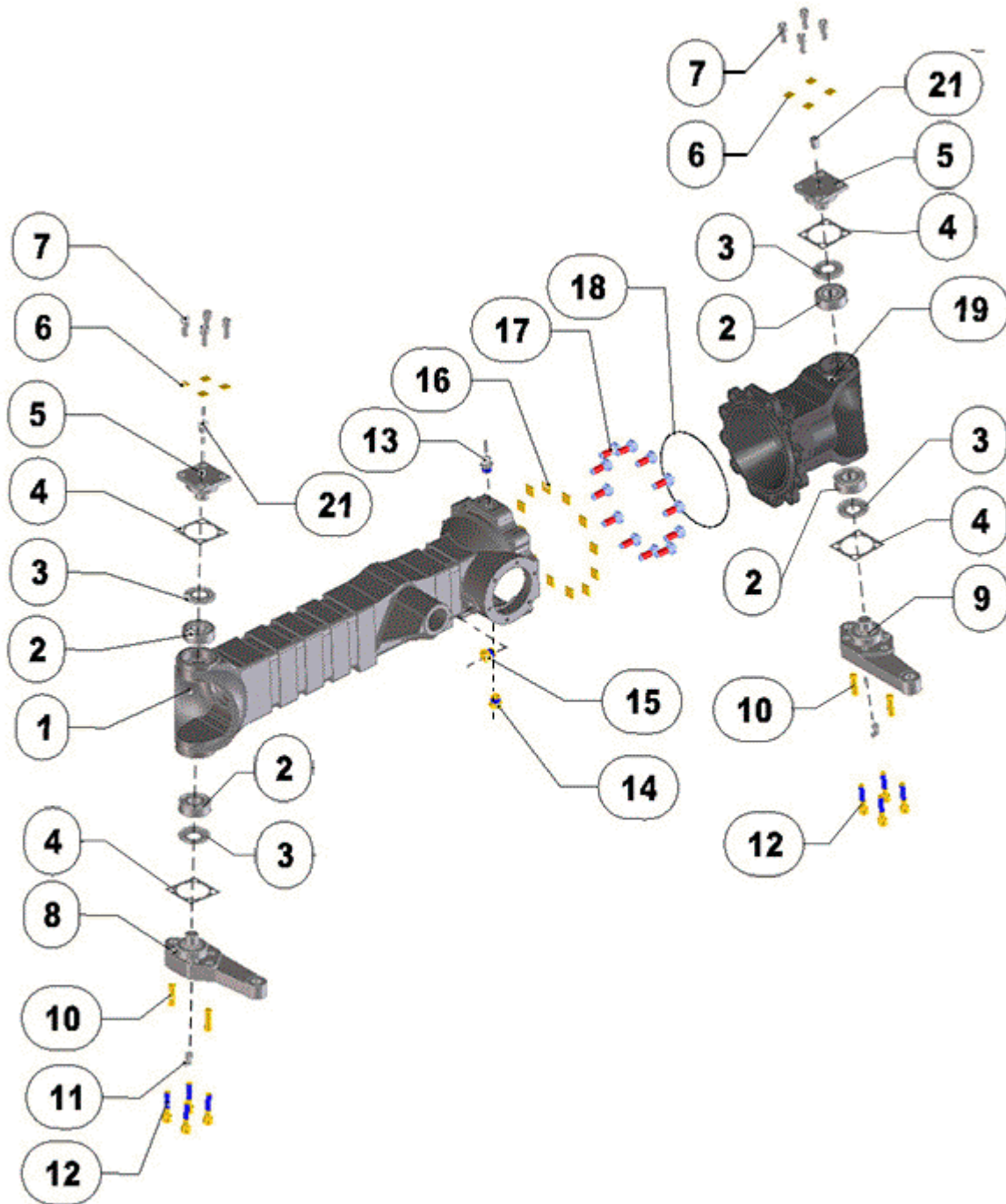


FIGURE	REFERENCE	DENOMINATION	AMOUNT
001	39.10606.00	RIGHT AXLE ARM	1
002	307.20015.01	BEARING DIN720	4
003	223.02047.66	RING 0,5 MM.	4
004	39.10641.00	REGUL SPACER	10

005	39.10614.00	SHAFT CIL/CIL	2
006	104.08000.00	WASHER DIN7980 D8	8
007	601.08025.86	SCREW DIN912	8
008	39.10626.00	RIGHT STEERING SUPPORT	1
009	39.10625.00	LEFT STEERING SUPPORT	1
010	403.10035.00	PIN DIN6325 D10X35	4
011	903.08000.33	GREASER DIN71412-B	2
012	601.08040.86	SCREW DIN912	8
013	52.00365.00	CAP	1
014	10.00921.00	CAP M14X150 DIN908	3
015	80.01035.01	CAP	1
016	104.10000.00	WASHER DIN7980 D10	12
017	603.10025.96	SCREW DIN933	12
018	201.14602.50	O-RING DIN3770	1
019	39.10605.00	LEFT ASCLE HOUSING	1
021	901.08000.33	GREASER DIN71412-A M8x1,25	2

**COMMENTS**

---

MOD.2768 Modificacion cubo rueda puente trasero

### 03. TRANSMISSION

#### 4WD REAR AXLE (2)

CHASSIS: 33921

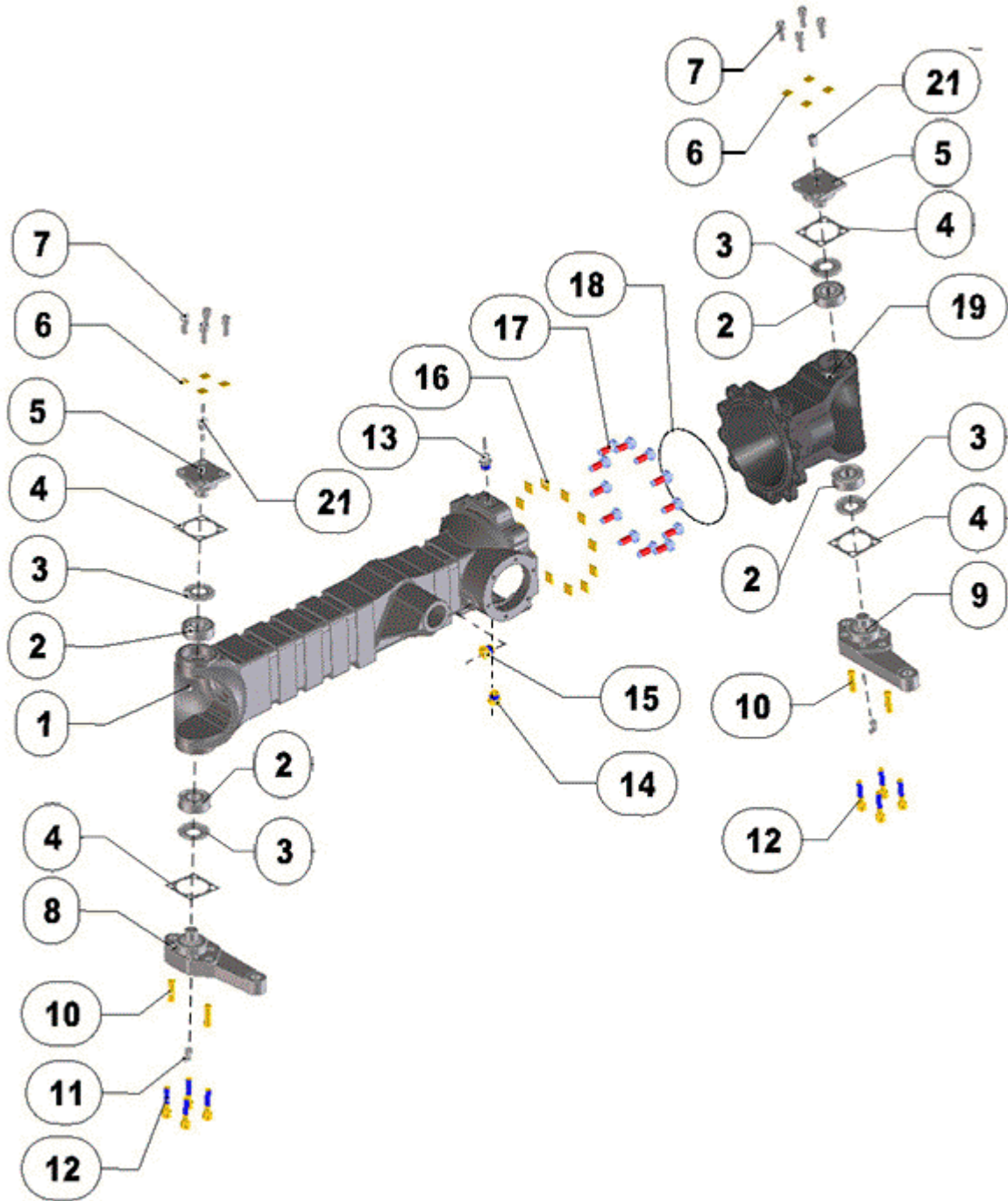


FIGURE	REFERENCE	DENOMINATION	AMOUNT
001	39.10606.02	ASCLE HOUSING	1
002	307.20015.01	BEARING DIN720	4
003	223.02047.66	RING 0,5 MM.	4
004	39.10641.00	REGUL SPACER	10

005	39.10614.00	SHAFT CIL/CIL	2
006	104.08000.00	WASHER DIN7980 D8	8
007	601.08025.86	SCREW DIN912	8
008	39.10626.00	RIGHT STEERING SUPPORT	1
009	39.10625.00	LEFT STEERING SUPPORT	1
010	403.10035.00	PIN DIN6325 D10X35	4
011	903.08000.33	GREASER DIN71412-B	2
012	601.08040.86	SCREW DIN912	8
013	52.00365.00	CAP	1
014	10.00921.00	CAP M14X150 DIN908	3
015	80.01035.01	CAP	1
016	104.10000.00	WASHER DIN7980 D10	12
017	603.10025.96	SCREW DIN933	12
018	201.14602.50	O-RING DIN3770	1
019	39.10605.00	LEFT ASCLE HOUSING	1
021	901.08000.33	GREASER DIN71412-A M8x1,25	2

**COMMENTS**

---

MOD. 2927 Se modifican los casquillos del eje central articulacion puente trasero x4 Se añade engrasador para los casquillos del eje central de articulacion puente

### 03. TRANSMISSION

#### 4WD REAR AXLE (3)

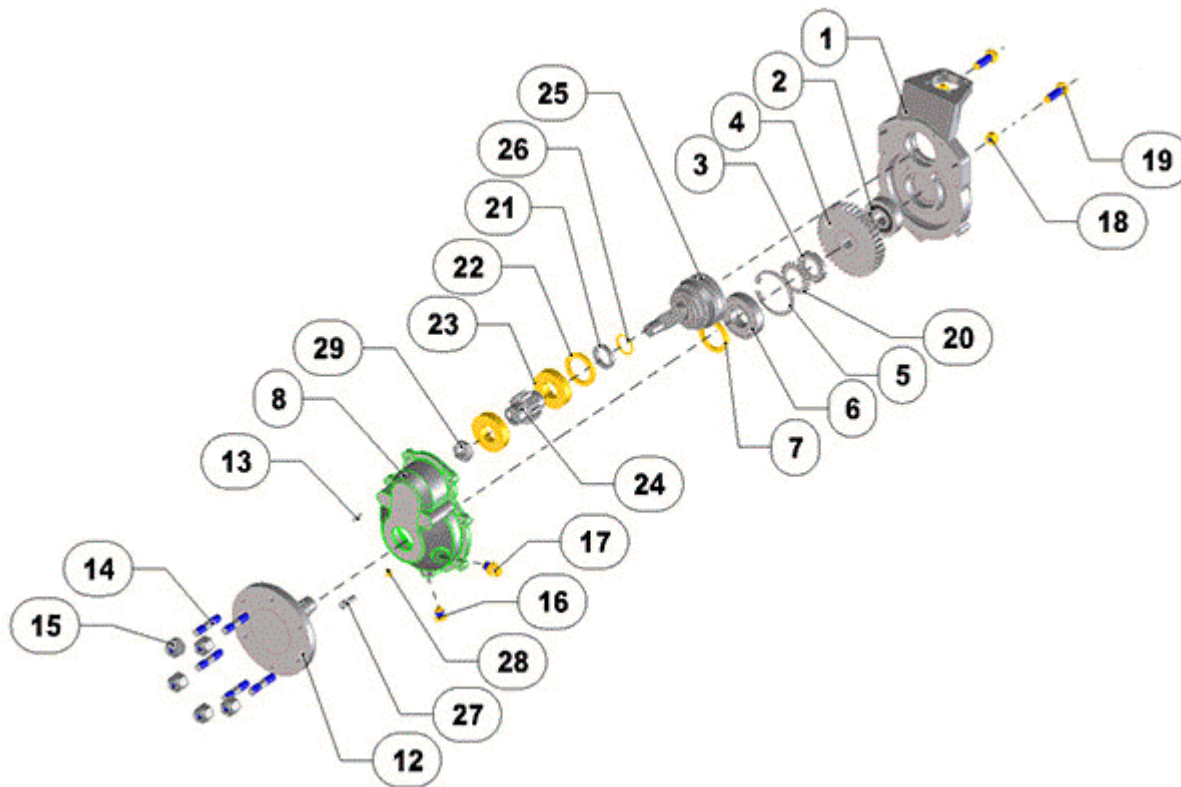


FIGURE	REFERENCE	DENOMINATION	AMOUNT
001	39.10602.00	FLANGE	2
002	306.25017.00	BEARING DIN5412	2
003	907.35008.00	NUT	2
004	39.10612.01	GEAR	2
005	905.72000.00	RING 0,5 MM.	2
006	310.35017.00	BEARING DIN5412	2
007	202.04006.50	SEAL DIN3760	2
008	39.10601.00	FLANGE	2
012	39.10613.00	SHAFT CIL/CIL H=5 Z=6	2
013	403.06020.00	PIN	2
014	45.00587.00	STUD	10
015	45.00588.00	NUT DIN982 M16x1,5	10
016	10.00921.00	CAP M14X150 DIN908	3
017	20.03104.00	CAP	3
018	701.12000.66	NUT DIN934 M12x1.75	4
019	603.12035.86	SCREW DIN933	4
020	906.30012.01	SAFETY WASHER	2
021	39.10615.00	PANEL	2



022	202.04006.50	SEAL DIN3760	1
023	301.30016.00	BEARING DIN625	4
024	39.10611.01	GEAR	2
025	39.10630.00	BUSHING	2
026	201.03002.50	O-RING DIN3770	2
027	601.08025.86	SCREW DIN912	7
028	104.08000.00	WASHER DIN7980 D8	7
029	39.10632.00	NUT DIN982 M20x1.5	2



### 03. TRANSMISSION

#### 4WD REAR AXLE (3)

CHASSIS: 27203

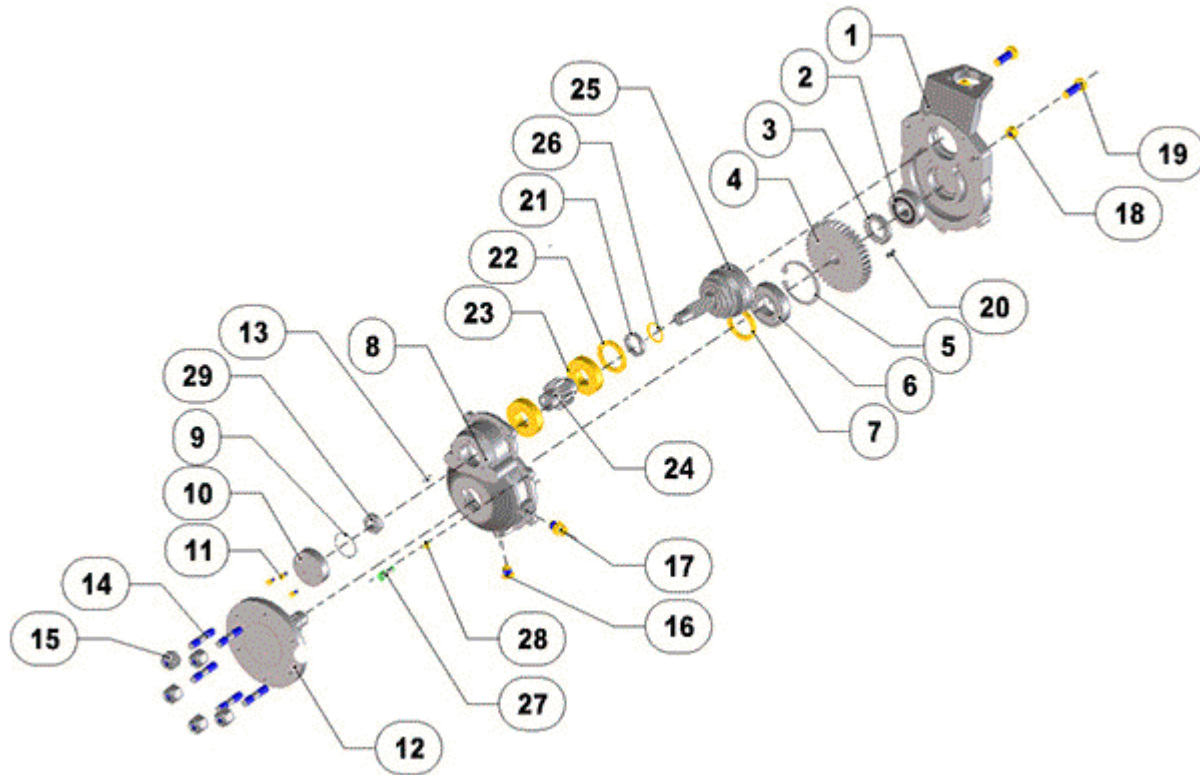


FIGURE	REFERENCE	DENOMINATION	AMOUNT
001	39.10602.00	FLANGE	2
002	306.25017.00	BEARING DIN5412	2
003	907.30007.00	NUT	2
004	39.10612.02	GEAR	2
005	905.72000.00	RING 0,5 MM.	2
006	310.35017.00	BEARING DIN5412	2
007	202.04006.50	SEAL DIN3760	2
008	39.10601.01	TAPA SOP. LATERAL	2
010	39.10691.00	COVER	2
012	39.10613.03	SHAFT CIL/CIL H=5 Z=16 (117.27203)	2
013	403.06020.00	PIN	2
014	45.00587.00	STUD	10
015	45.00588.00	NUT DIN982 M16x1,5	10
016	10.00921.00	CAP M14X150 DIN908	3
017	20.03104.00	CAP	3
018	701.12000.66	NUT DIN934 M12x1.75	4
019	603.12035.86	SCREW DIN933	4

020	906.30012.01	SAFETY WASHER	2
021	39.10615.00	PANEL	2
022	202.04006.50	SEAL DIN3760	1
023	301.30016.00	BEARING DIN625	4
024	39.10611.01	GEAR	2
025	39.10630.00	BUSHING	2
026	201.03002.50	O-RING DIN3770	2
027	601.08025.86	SCREW DIN912	7
028	104.08000.00	WASHER DIN7980 D8	7
029	39.10632.00	NUT DIN982 M20x1.5	2

**COMMENTS**

---

MOD.2768 Modificacion cubo rueda puente trasero

### 03. TRANSMISSION

#### 4WD REAR AXLE (3)

CHASSIS: 28684

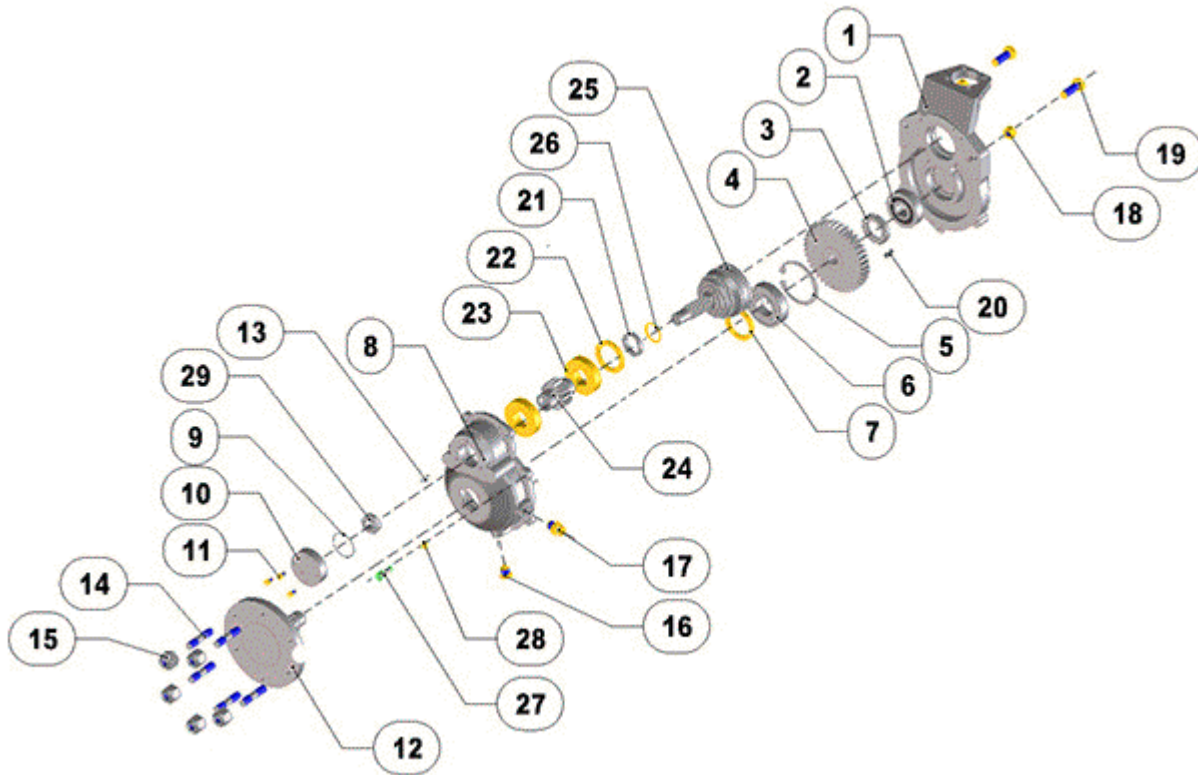


FIGURE	REFERENCE	DENOMINATION	AMOUNT
001	39.10602.00	FLANGE	2
002	306.25017.00	BEARING DIN5412	2
003	907.30007.00	NUT	2
004	39.10612.02	GEAR	2
005	905.72000.00	RING 0,5 MM.	2
006	310.35017.00	BEARING DIN5412	2
007	202.04006.50	SEAL DIN3760	2
008	39.10601.02	FLANGE	2
009	201.04515.50	O-RING DIN3770	1
010	39.10651.00	COVER	2
011	610.05010.86	SCREW DIN6912	6
012	39.10613.05	SHAFT CIL/CIL H=5 Z=16	2
013	403.06020.00	PIN	2
014	45.00587.00	STUD	10
015	45.00588.00	NUT DIN982 M16x1,5	10
016	10.00921.00	CAP M14X150 DIN908	3
017	20.03104.00	CAP	3



018	701.12000.66	NUT DIN934 M12x1.75	4
019	603.12035.86	SCREW DIN933	4
020	906.30012.00	WASHER MB-6 Ø30	2
021	39.10615.00	PANEL	2
022	202.04006.50	SEAL DIN3760	1
023	301.30016.00	BEARING DIN625	4
024	39.10611.01	GEAR	2
025	39.10630.00	BUSHING	2
026	201.03002.50	O-RING DIN3770	2
027	601.08025.86	SCREW DIN912	7
028	104.08000.00	WASHER DIN7980 D8	7
029	39.10632.00	NUT DIN982 M20x1.5	2

**COMMENTS**

---

MOD. 2777-A modificacion cubo rueda y tapa carcasa cubo rueda

### 03. TRANSMISSION

#### 4WD REAR AXLE (3)

CHASSIS: 31764

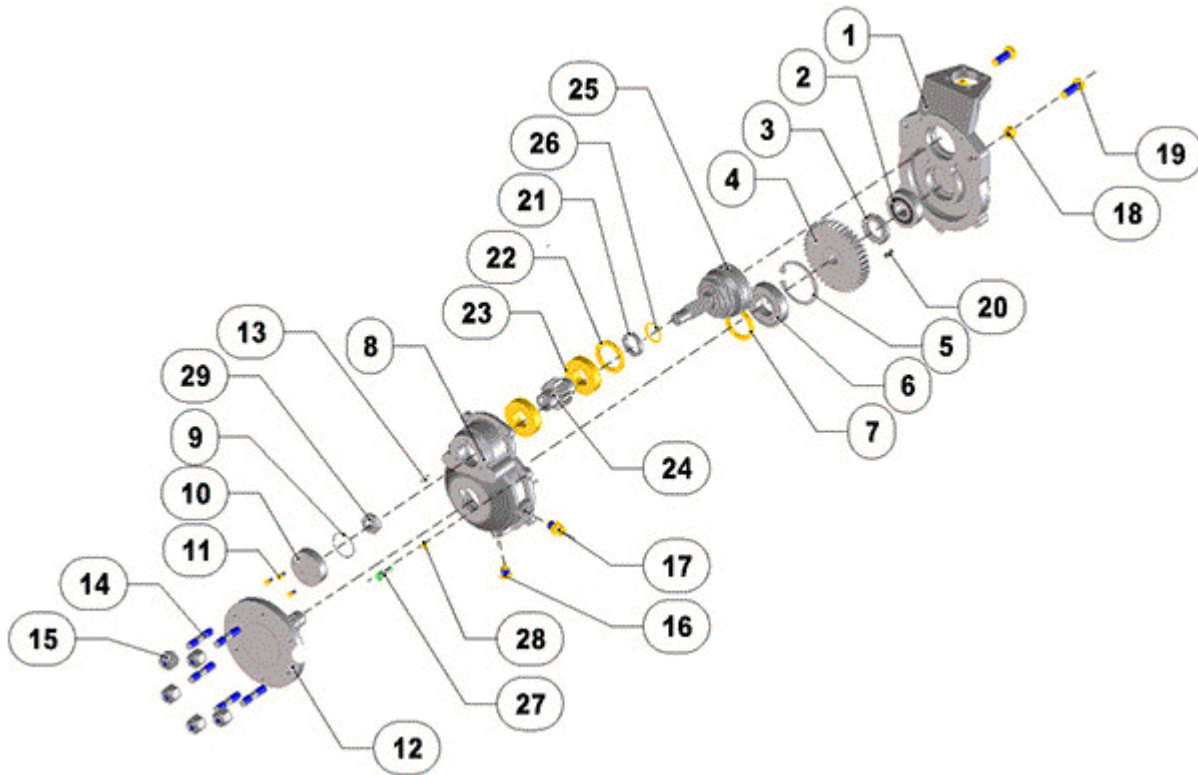


FIGURE	REFERENCE	DENOMINATION	AMOUNT
001	39.10602.00	FLANGE	2
002	306.25017.00	BEARING DIN5412	2
003	907.30007.00	NUT	2
004	39.10612.02	GEAR	2
005	905.72000.00	RING 0,5 MM.	2
006	310.35017.00	BEARING DIN5412	2
007	202.04006.50	SEAL DIN3760	2
008	39.10601.02	FLANGE	2
009	201.04515.50	O-RING DIN3770	1
010	39.10651.00	COVER	2
011	610.05010.86	SCREW DIN6912	6
012	39.10613.05	SHAFT CIL/CIL H=5 Z=16	2
013	403.06020.00	PIN	2
014	45.00587.00	STUD	10
015	45.00588.00	NUT DIN982 M16x1,5	10
016	10.00921.00	CAP M14X150 DIN908	3
017	20.03104.00	CAP	3

018	701.12000.66	NUT DIN934 M12x1.75	4
019	603.12035.86	SCREW DIN933	4
020	906.30012.01	SAFETY WASHER	2
021	39.10615.00	PANEL	2
022	202.04006.50	SEAL DIN3760	1
023	301.30016.00	BEARING DIN625	4
024	39.10611.01	GEAR	2
025	39.10630.00	BUSHING	2
026	201.03002.50	O-RING DIN3770	2
027	601.08025.86	SCREW DIN912	7
028	104.08000.00	WASHER DIN7980 D8	7
029	39.10632.00	NUT DIN982 M20x1.5	2

**COMMENTS**

---

MOD.2903 Sustitución arandela de seguridad caja reductora puente trasero dumper X4 y carretilla CH-130/150 x4. Se sustituye la actual arandela por otra de primera marca.

### 03. TRANSMISSION

#### 4WD REAR AXLE (3)

CHASSIS: 39943

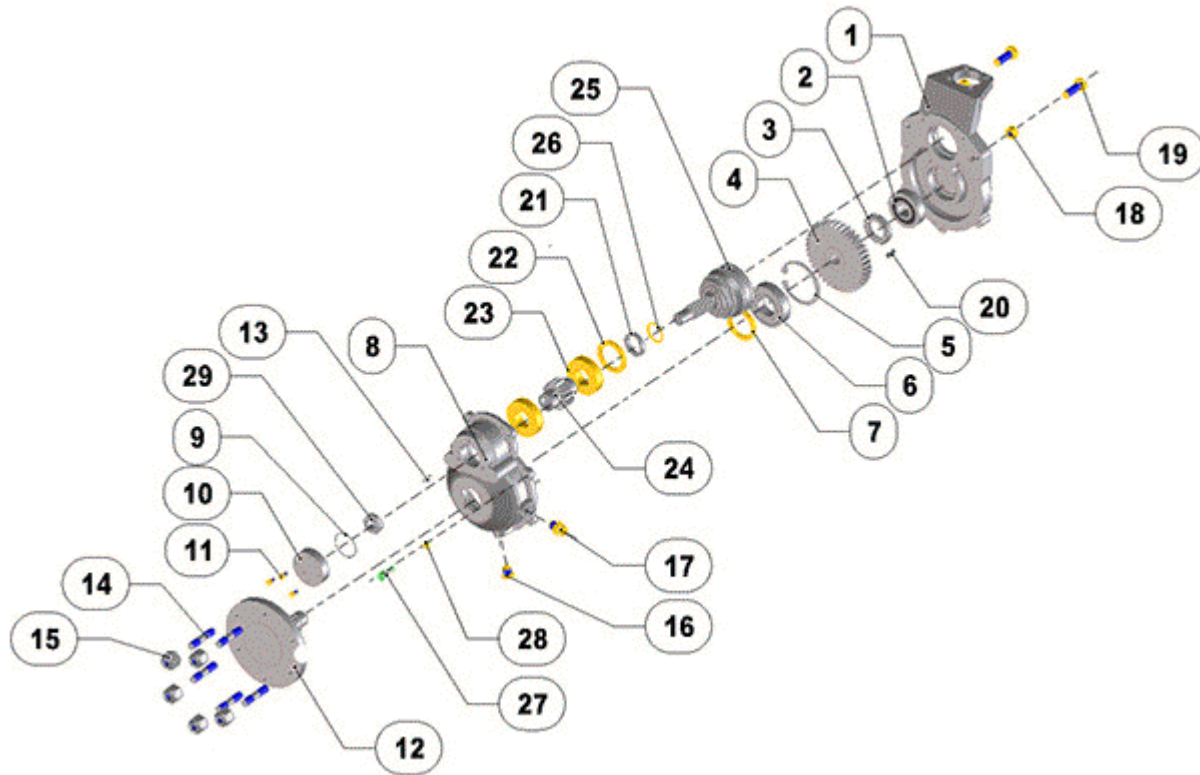


FIGURE	REFERENCE	DENOMINATION	AMOUNT
001	39.10602.00	FLANGE	2
002	306.25017.00	BEARING DIN5412	2
003	39.10603.00	NUT	2
004	39.10612.03	GEAR	1
005	905.80000.00	RING 0,5 MM.	2
006	305.35021.00	ROLLING BEARING	2
007	202.04006.50	SEAL DIN3760	2
007	202.04006.50	SEAL DIN3760	2
008	39.10601.03	FLANGE	2
009	201.04515.50	O-RING DIN3770	2
010	39.10651.00	COVER	2
011	601.05010.87	SCREW M5x10	6
012	39.10613.05	SHAFT CIL/CIL H=5 Z=16	2
013	403.06020.00	PIN	2
014	45.00587.00	STUD	5
015	45.00588.00	NUT DIN982 M16x1,5	10
016	10.00921.00	CAP M14X150 DIN908	3



017	20.03104.00	CAP	3
018	701.12000.66	NUT DIN934 M12x1.75	4
019	603.12035.86	SCREW DIN933	4
020	612.06018.86	SCREW DIN814	2
021	39.10615.00	PANEL	2
022	202.04006.50	SEAL DIN3760	1
023	301.30016.00	BEARING DIN625	4
024	39.10611.01	GEAR	2
025	39.10630.00	BUSHING	2
026	201.03002.50	O-RING DIN3770	2
027	601.08025.86	SCREW DIN912	7
028	104.08000.00	WASHER DIN7980 D8	7



### 03. TRANSMISSION 4WD REAR AXLE (4)

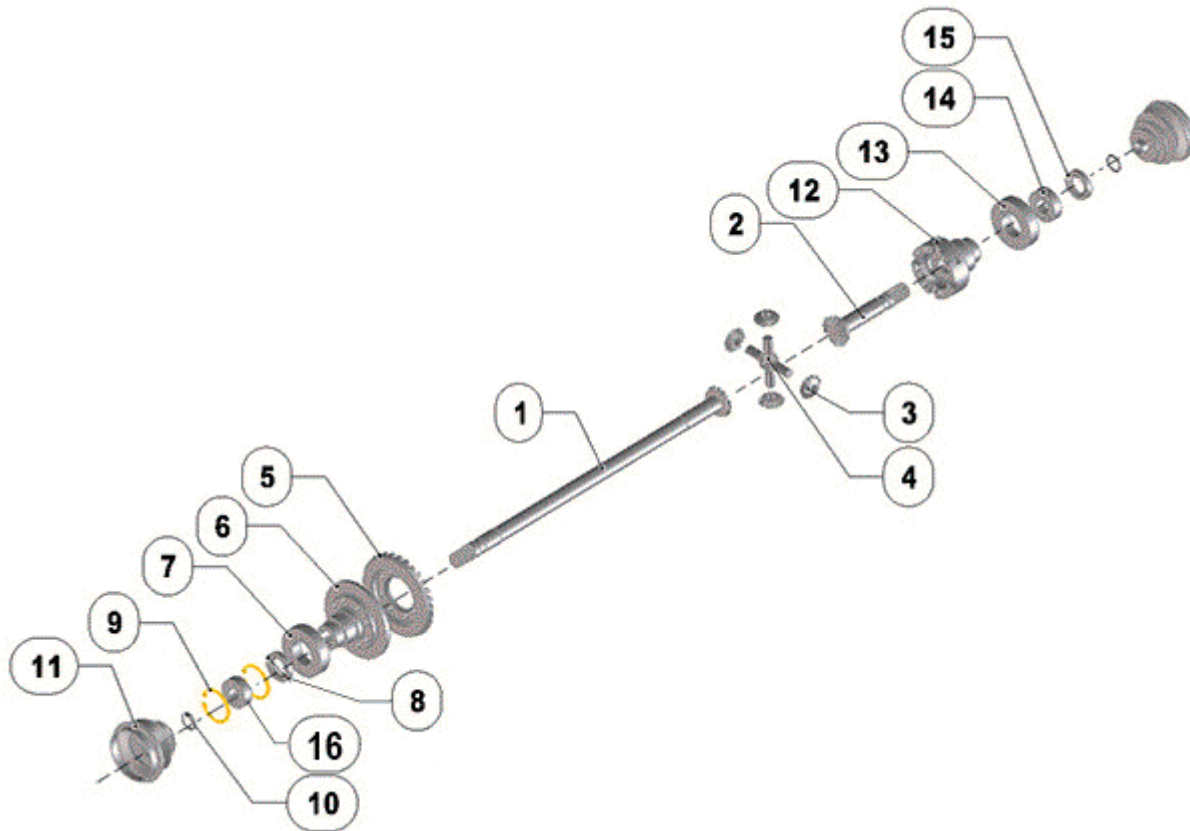


FIGURE	REFERENCE	DENOMINATION	AMOUNT
001	39.10621.00	GEAR	1
002	39.10622.00	GEAR	1
003	01.00387.00	GEAR z12	4
004	01.00388.00	AXLES	1
005	39.00379.00	CROWN	1
006	01.00376.02	CASING	1
007	301.40018.00	BEARING DIN625	1
008	202.02508.50	SEAL DIN3760	1
009	905.52000.00	RING 0,5 MM.	2
010	201.02104.50	O-RING DIN3770	2
011	39.10631.00	DUST EXCLUDER	2
012	01.00375.02	CASING	1
013	301.40018.00	BEARING DIN625	1
014	301.25015.00	BEARING DIN625	1
015	202.02508.50	SEAL DIN3760	1

### 03. TRANSMISSION 4WD REAR AXLE (5)

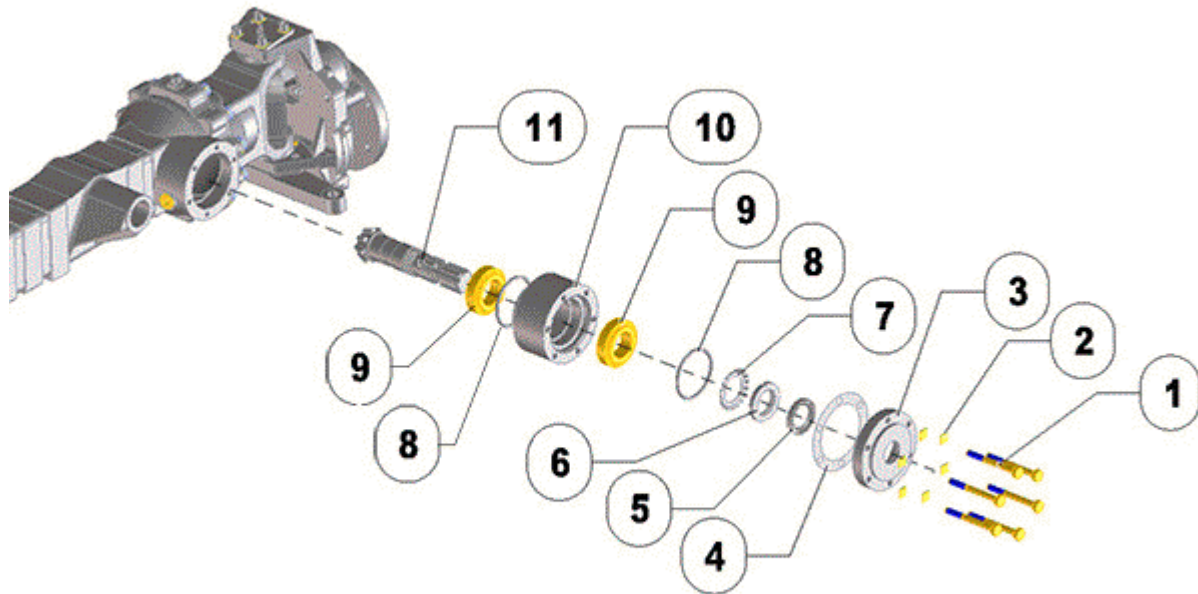


FIGURE	REFERENCE	DENOMINATION	AMOUNT
001	604.08080.86	SCREW DIN931	6
002	104.08000.00	WASHER DIN7980 D8	6
003	39.10620.00	COVER	1
004	39.10640.00	REGUL SKIM	1
005	216.03007.50	SEAL	1
006	907.35008.00	NUT	1
007	906.35000.00	WASHER	1
008	201.07002.50	O-RING DIN3770	2
009	307.35018.00	ROLLING BEARING	2
010	39.10619.00	COUPLING CYL/CYL	1
011	39.10618.00	PINION SHAFT (CROWN AND AXLE-39.30000.00)	1

### 03. TRANSMISSION

#### 4WD REAR AXLE (6)

CHASSIS: 27638



FIGURE	REFERENCE	DENOMINATION	AMOUNT
001	39.00617RE13	CYLINDER D/E	1
002	01.00617.14	CYLINDER D/E	1
003	10.09101.01	L BALL	2
004	912.32050.66	CLAMP DIN3017	4
005	00.05806.01	CAP	2
006	45.01492.00	DUST EXCLUDER	2
007	10.99110RE02	GASKET SET	1
008	15.00357.00	STUD DIN939 M12x1,75	4
009	711.12000.66	NUT DIN982 M12	4
010	101.12000.66	WASHER DIN125 D12	8

# 04. CHASSIS

## CHASSIS

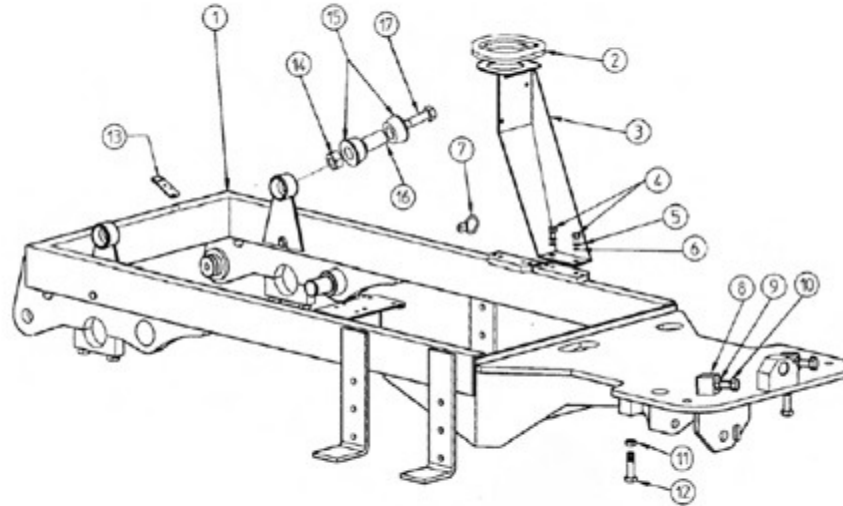


FIGURE	REFERENCE	DENOMINATION	AMOUNT
001	10.04000.02	Chassis	1
002	472.00410.00	RUBBER PROFILE 22X22	1
003	10.04019.00	STRIGHT SUPPORT	1
004	603.10020.86	SCREW DIN933 M10x20	2
005	104.10000.00	WASHER DIN7980 D10	2
006	101.10000.66	WASHER DIN125 D10	2
007	52.01312.02	TUBE GUIDE SUPPORT	1
008	14.02110.00	SOP. PAS. REC. 45X45X40	1
009	701.16000.66	NUT	3
010	603.16055.86	SCREW DIN933	2
011	701.16000.66	NUT	3
012	604.16060.86	SCREW DIN931	2
013	10.12010.00	STRIP SUPPORT	1
014	701.14000.86	NUT	2
015	15.00113.00	SHOCK DAMPER 22X47X22.5 GOMA	4
016	15.00114.00	BUSH	2

017

604.14080.86

SCREW DIN931

4

**GAS**  
**PEDAL AND ACCELERATING CABLE**



FIGURE	REFERENCE	DENOMINATION	AMOUNT
001	43.70127.00	ACCEL. PEDAL	1
002	10.06204.00	ACCEL. CABLE	1
003	603.06015.86	SCREW DIN933 M6x15	2
004	711.06000.66	NUT DIN982 M6	2
005	10.08055.00	TUBE GUIDE SUPPORT	1

# INCHING

## PEDAL

CHASSIS: 27049

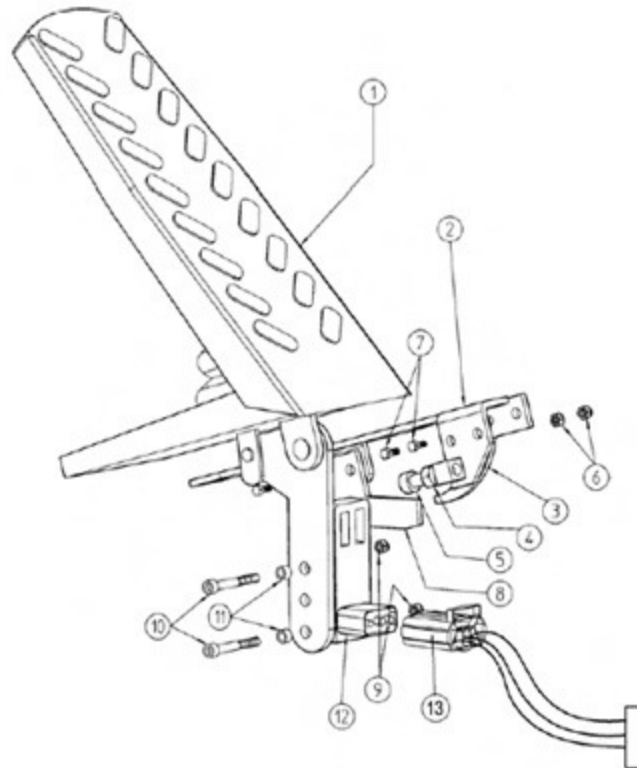


FIGURE	REFERENCE	DENOMINATION	AMOUNT
001	43.80250.00	CLUTCH PEDAL	1
002	10.07070.00	FIXING SUPPORT	1
003	10.07071.00	CAM	1
004	701.06000.66	NUT DIN934 M6X1	1
005	601.06025.86	SCREW DIN912	1
006	711.05000.66	NUT DIN982 M5	4
007	603.05015.86	SCREW DIN933	4
008	10.07072.01	CAM	1
009	711.04000.66	NUT	2
010	601.04035.86	SCREW DIN912	2
011	940.04004.00	BUSH	2
012	10.07073.00	SENSOR	1
013	10.07073RE00	KIT SENSOR	1

## 05. BRAKE ACTIVATION PEDAL AND BRAKES ACTIONAMENT

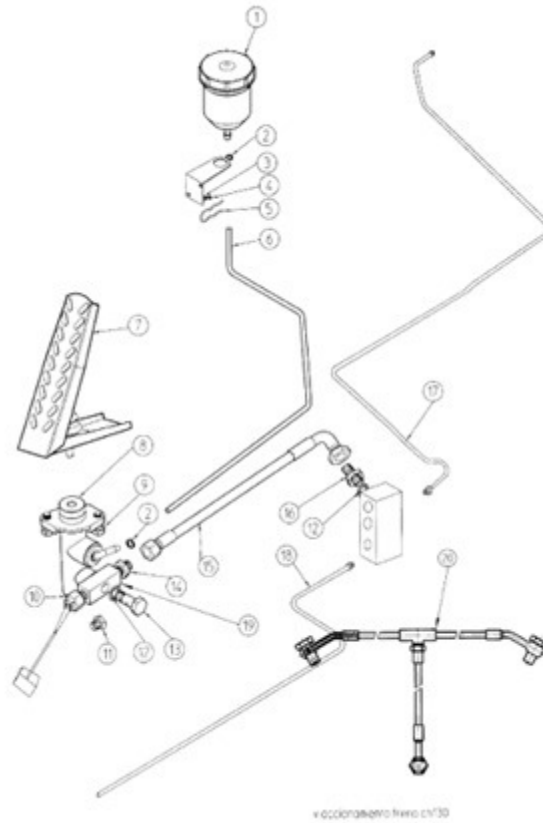


FIGURE	REFERENCE	DENOMINATION	AMOUNT
001	43.00751.01	BRAKING LIQUID TANK	1
002	912.09000.66	CLAMP	2
003	701.05000.66	NUT DIN934 M5x0.8	2
004	603.05015.86	SCREW DIN933	2
005	15.00836.01	PIN DIN11024	1
006	469.15009.00	PLASTIC HOSE 6X9	1
007	43.70750.01	PEDAL FRENO VIMOTER	1
008	10.08170.00	BRAKE PUMP	1
009	603.08015.86	SCREW DIN933 M8x15	2
010	43.01521.00	SWITCH	1
011	15.07780.00	SCREW DIN910*	1
012	107.12000.10	WASHER AL	4
013	43.70757.00	NIPPLE SCREW SIM.	1
014	52.01441.00	NIPPLE M/M	1
015	10.08560.00	TUBO REFOR. B/P 470 C90TL-TL7/	1
016	10.08712.00	RACOR M/M 7/16JIC-1/2SAE	1





017	10.08300.00	TUBE BUNDY3	1
018	10.08301.00	TUBE BUNDY3	1
019	55.00758.01	NIPPLE	1
020	10.16707.00	BRAKE	1

## 05. BRAKE ACTIVATION

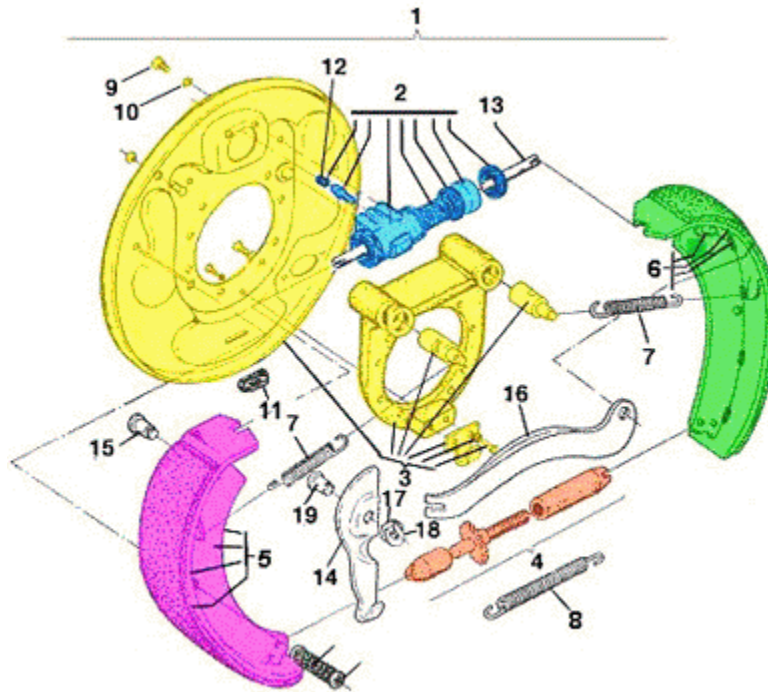


FIGURE	REFERENCE	DENOMINATION	AMOUNT
001 A	45.00408.01	BRAKE PLATE (RIGHT)	1
001 B	45.00407.01	BRAKE PLATE (LEFT)	1
002	45.00408.34	BRAKE CYLINDER	2
003 A	45.00407.20	KIT BRAKE SHOE (LEFT)	2
003 B	45.00408.20	BRAKE PLATE (RIGHT)	2
004	45.00408.46	TENSIONER	2
005 A	45.00408.26	BRAKE SHOE	1
005 B	45.00407.26	BRAKE SHOE	1
006	45.00408.29	BRAKE SHOE	2
007	45.00408.44	SPRING TENSION	4
008	45.00408.45	SPRING TENSION	2
009	45.00408.58	SCREW DIN912	4
010	45.00408.59	NUT DIN934 M8	4
011	45.00408.60	CAP	2
012	45.00408.61	CAP	2
013	45.00408.42	ROD	1
014	45.00407.51	TIE ROD	1
015	45.00408.41	CAP	1
016	45.00408.49	AXLE CIL/ROS TENSIONER	1

017	45.00408.53	WASHER DIN137 10,5x18x1	2
018	45.00408.54	CLIP	2
019	45.00408.40	TORNILLO PURGA BOMBIN FRENO	1

## 05. BRAKE ACTIVATION

### FRONT BRAKE (4X2X2) & (4X2X4) CLAMP KIT

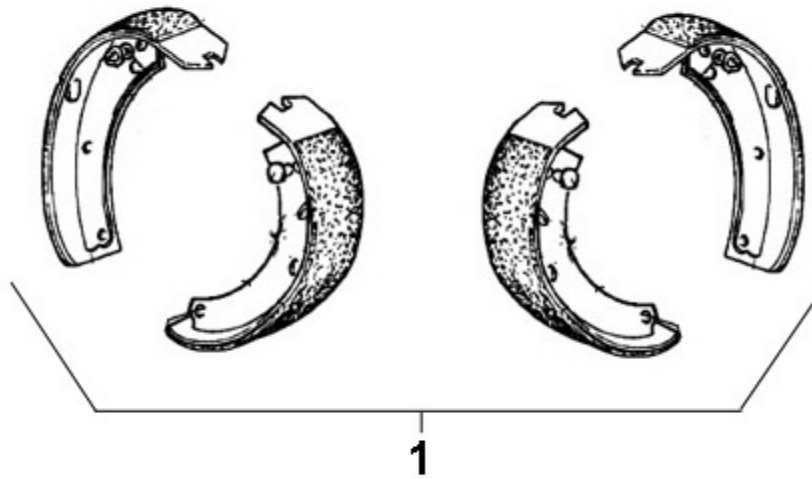
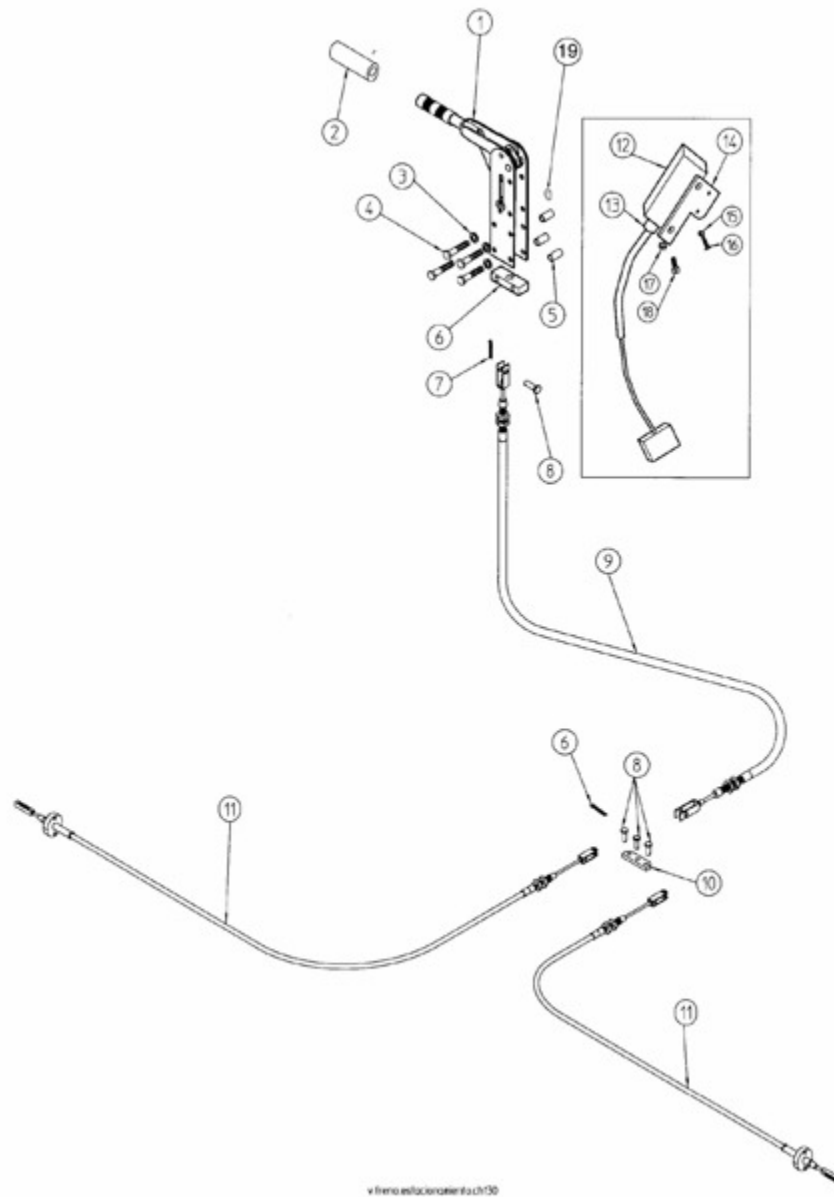


FIGURE	REFERENCE	DENOMINATION	AMOUNT
001	45.00408RE29	CLAMP KIT RIGHT/LEFT	1

# 05. BRAKE ACTIVATION PARKING BRAKE



v freno a tracoramento ch130

FIGURE	REFERENCE	DENOMINATION	AMOUNT
001	43.00755.01	CONTROL LEVER	1
002	43.07550.01	FRENO MANO COMP.	1
003	104.08000.00	WASHER DIN7980 D8	4
004	604.08045.86	SCREW DIN931 M8x45	4
005	43.00758.01	ACC. FORK	4
006	43.00755.11	STRIP SUPPORT	1
007	401.02025.60	PIN DIN94 2x25	4
008	01.00514.02	AXLE CIL/CPA	4

009	15.00708.01	BRAKE CABLE	1
010	43.00766.00	STRIP SUPPORT	1
011	43.00706.01	BRAKE CABLE D3.5X1215	2
012	60.00783.00	OMRON PROTECCION MICRO APB-PG	1
013	60.00782.00	SWITCH	1
014	60.00781.01	SUPPORT PLATE	1
015	711.04000.66	NUT	2
016	615.04030.66	SCREW DIN84	2
017	711.06000.66	NUT DIN982 M6	2
018	618.06015.86	SCREW DIN7991	2
019	10.08051.00	WASHER	4

# STEERING

## STEERING




FIGURE	REFERENCE	DENOMINATION	AMOUNT
001	15.01016.01	STEERING WHEEL D21-315 WITH POMMEL	1
002	00.00626.03	TRIM	1
003	15.10161.01	KNOB	1
004	IM.20014.00	SWITCH	1
005	IM.20012.00	WORK-OUR METER	1
006	IM.20017.00	SWITCH	1
007	IM.20016.00	WORKING LIGHT SWITCH	1
008	IM.20015.00	SWITCH	1



009	IM.20010.00	FLANGE	1
010	IM.20013.00	SWITCH	1
011	IM.20005.00	BOARD SUPPORT	1
012	IM.20011.00	BOARD SUPPORT	1
013	IM.20019.00	SWITCH	1
014	IM.20020.00	FIXING SUPPORT	1
015	IM.20021.00	SWITCH	1
016	IM.20030.00	CONMUTATOR	1
017	IM.20026.03	MICRO RELAY WITH DIODE	6
018	IM.20025.00	INTERMITTENCE BOX	1
019	IM.20027.00	HORN	1
020	IM.20022.00	FUSE BOX	1
021	IM.20023.00	FIXING SUPPORT	1
022	IM.20006.00	TAPA COL.DER+IZQ	1
023	IM.20024.00	SWITCH	1
024	IM.20008.00	FLANGE	1
025	IM.20032.00	KEY	1
026	IM.20028.00	FUSE	1
027	IM.20031.00	STEERING COLUMM	1
028	IM.20006.00	TAPA COL.DER+IZQ	1
029	IM.20009.00	FLANGE	1
030	10.14295.00	STEERING COLUMM	1
030	10.14296.00	STEERING COLUMM	1
031	43.70613.01	HYDROSTATIC STEERING 100 CC	1
031	43.70613.01	HYDROSTATIC STEERING 100 CC	1
032	IM.20035.00	BOX.	1
033	IM.20036.00	BOX.	1
034	20.06011.00	GLASS	1

**STEERING  
STEERING**

<b>FIGURE</b>	<b>REFERENCE</b>	<b>DENOMINATION</b>	<b>AMOUNT</b>
035	20.06010.00	SWITCH	1
036	15.00435.01	STUD DIN938 33 M10x1.5	4
037	701.10000.66	NUT DIN934 M10x1.5	4
038	IM.20033.00	COVER	1
039	IM.20034.00	ELECTRICAL CABLE	1



# 07. WHEELS

## WHEELS



FIGURE	REFERENCE	DENOMINATION	AMOUNT
001F	45.00914DE00	WHEEL RIM	1
001F	45.00914IZ00	WHEEL RIM	1
001R	45.00902.00	WHEEL RIM	2
002F	45.00912.00	WHEEL RIM	2
002R	45.00920.00	WHEEL RIM 4.00-9`	2

# OPTIONAL WHEELS

## SOLID WHEELS



FIGURE	REFERENCE	DENOMINATION	AMOUNT
001F	16.09220.00	WHEEL RIM	2
001R	45.09220.00	WHEEL RIM	2
002f	45.00911.00	RIM 12 5.00S	2
002R	45.00920.00	WHEEL RIM 4.00-9"	2

## OPTIONAL WHEELS

### FRONT FLOTATION WHEELS

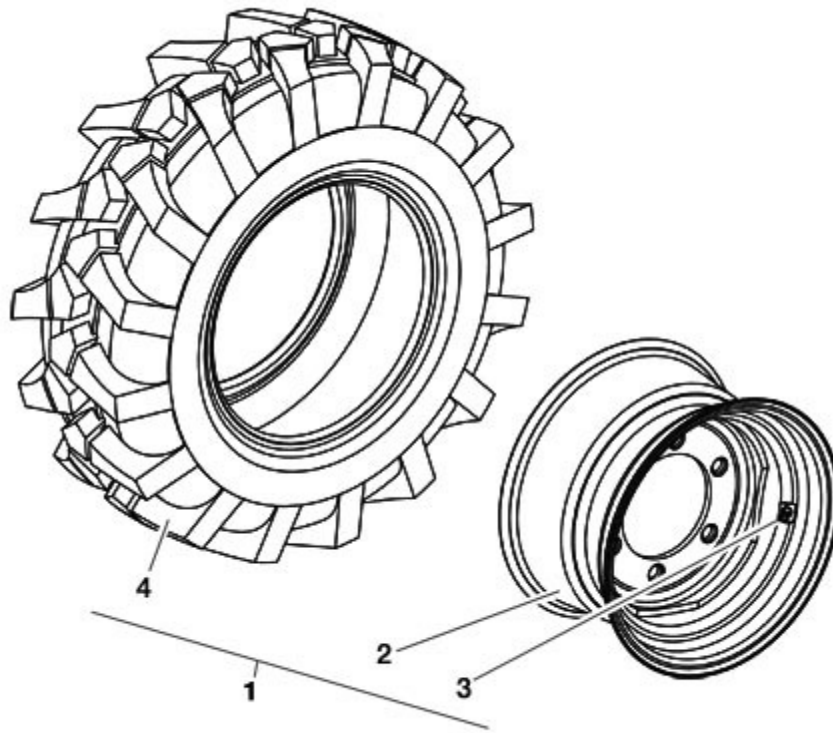


FIGURE	REFERENCE	DENOMINATION	AMOUNT
001	45.00915.00	COMPLETE WHEEL (31x15.5-15 8PR)	2
002	45.00916.00	WHEEL RIM	2
003	70.07023.00	TUBELESS VALVE TR415	2
004	10.07311.00	TYRE TT	2

# OPTIONAL WHEELS

## REAR FLOTATION WHEELS 1



FIGURE	REFERENCE	DENOMINATION	AMOUNT
001	45.00902.01	WHEEL RIM	2
002	45.00920.02	WHEEL RIM	2

# OPTIONAL WHEELS

## ROUES REAR FLOTATION WHEELS 2

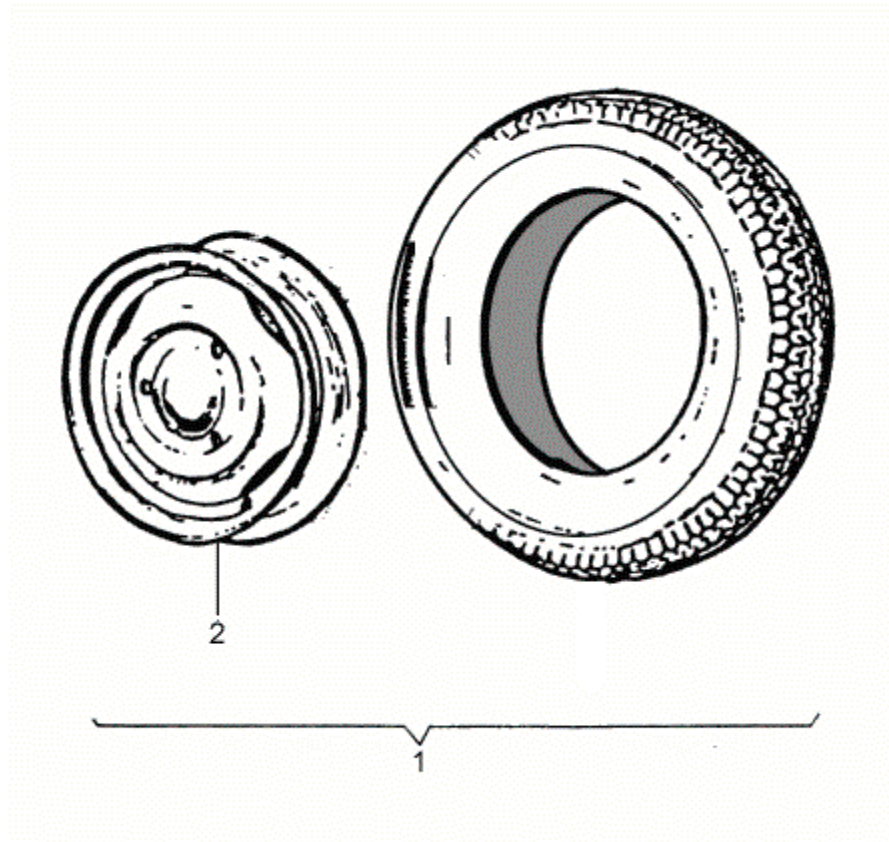


FIGURE	REFERENCE	DENOMINATION	AMOUNT
001	10.07200.00	WHEEL RIM	2
002	10.07913.00	WHEEL RIM	2

**BODY  
SEAT**



FIGURE	REFERENCE	DENOMINATION	AMOUNT
001	10.11003.02	DRIVER SEAT WITH SENSOR	1
002	45.60002.01	BELT	4
003	701.08000.66	NUT DIN934 M8X1,25	4
004	630.08020.96	SCREW ISO7380	4
005	10.11110.00	SWITCH	1

**BODY  
OIL TANK**




FIGURE	REFERENCE	DENOMINATION	AMOUNT
001	10.11040.01	TANK	1
002	10.11080.00	ROD OIL LEVEL	1
003	107.14000.10	WASHER AL 14x20x1.5	1
004	912.08016.66	CLAMP DIN3017	2
005	45.01526.00	PREFILTER FUEL/HYDRAULIC	1
006	469.03014.00	HOSE L/P MAT. 8x14	1
007	10.00921.00	CAP M14X150 DIN908	1
008	08.00316.01	GASKET MET. BUNA	1



009	43.70261RE00	BUOY OIL LEVEL INDICATOR	1
010	833.00002.00	PLUG	1
011	829.00200.00	TERMINAL	2
012	10.01465.00	PLACA ANTIDESLIZANTE 105X300	1
013	58.01810.00	HIDRAULIC CATRIDGE INTANK	1
014	43.70406.00	AD. FILTER SUPPORT	1
015	603.06015.86	SCREW DIN933 M6x15	6



**BODY  
FUEL TANK**

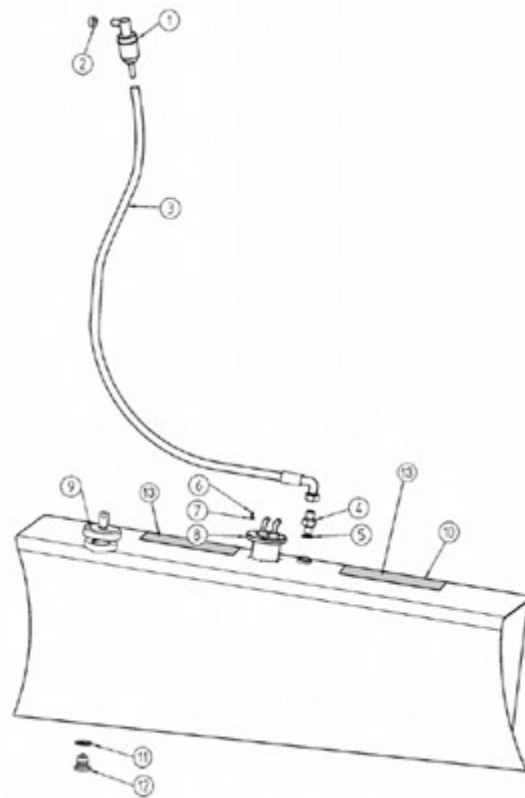


FIGURE	REFERENCE	DENOMINATION	AMOUNT
001	45.01526.00	PREFILTER FUEL/HYDRAULIC	1
002	912.08016.66	CLAMP DIN3017	1
003	10.11125.00	HOSE RUBBER B/P	1
004	43.70442.00	NIPPLE M/M	1
005	107.14000.10	WASHER AL 14x20x1.5	1
006	615.04015.66	SCREW DIN84 M4x15	6
007	104.04000.00	WASHER DIN7980 D4	6
008	10.14287.00	LEVEL	1
009	15.01524.01	CAP WITH LOCK 40X72	1
010	10.11050.00	TANK	1
011	107.14000.10	WASHER AL 14x20x1.5	1
012	10.00921.00	CAP M14X150 DIN908	1
013	10.01465.00	PLACA ANTIDESLIZANTE 105X300	1

**BODY**  
**CAB SHUTTER**

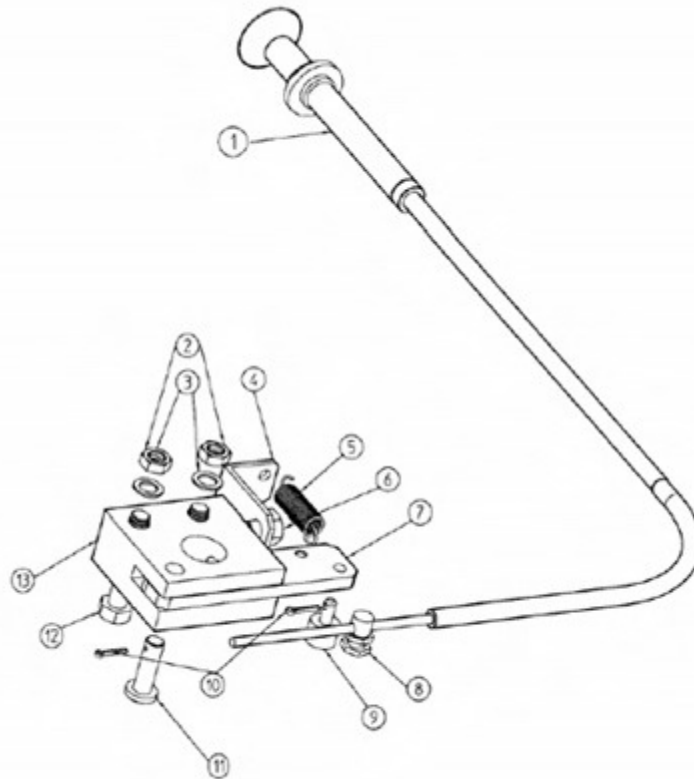


FIGURE	REFERENCE	DENOMINATION	AMOUNT
001	10.11019.00	CABLE CHOKE	1
002	701.08000.66	NUT DIN934 M8X1,25	2
003	101.08000.66	WASHER DIN125 D8	2
004	45.04113.00	SPRING SUPPORT	1
005	45.00139.01	SPRING TENSION	1
006	603.08015.86	SCREW DIN933 M8x15	1
007	10.11061.00	LATCH	1
008	45.03150.00	LATCH	1
009	54.50688.01	LATCH	1
010	401.02030.60	PIN	2
011	01.00514.02	AXLE CIL/CPA	1
012	603.08045.86	SCREW DIN933	2
013	10.11060.00	AXLE SUPPORT	1

**BODY  
CAB SUPPORT**




FIGURE	REFERENCE	DENOMINATION	AMOUNT
**19	10.11032.01	BRACKET ANG.	1
*17A	10.11704.02	GAS SPRING 2500N	2
001	701.08000.66	NUT DIN934 M8X1,25	2
002	08.00107.01	BUTT	2
003	10.12085.00	AXLE CIL/ROS	1
004	10.02060.00	SHOCK ABSORVER	1
005	601.10025.86	SCREW DIN912	2
006	104.10000.00	WASHER DIN7980 D10	2

007	711.10000.66	SHOCK ABSORBER	2
008	10.11475.01	AIR FILTER SUPPORT	1
009	603.10015.86	SCREW DIN933	4
010	10.11018.00	TUBE MET.	1
011	15.00836.00	PIN DIN11024 R4	1
012	701.06000.66	NUT DIN934 M6X1	1
013	15.00834.00	CHAIN	1
014	604.10030.86	SCREW DIN931	4
015	101.10000.66	WASHER DIN125 D10	4
016	711.10000.66	SHOCK ABSORBER	4
017	10.11704.02	GAS SPRING 2500N	2
018	702.12000.66	NUT	1
019	10.11032.01	BRACKET ANG.	1
020	10.16710.00	PANEL	2
021	604.10060.86	SCREW DIN931	4
022	20.08028.00	BUSH	2

# BODY

## LAPS AND ROTATING BEACON

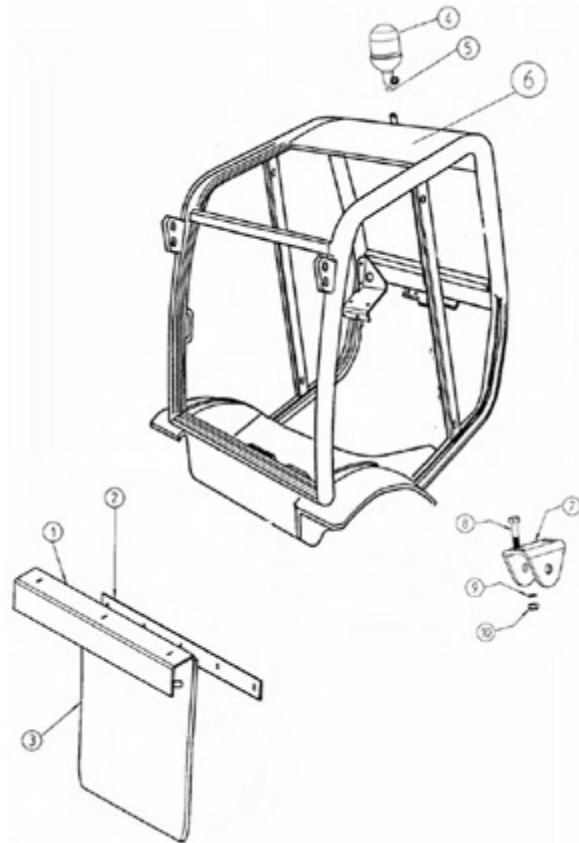



FIGURE	REFERENCE	DENOMINATION	AMOUNT
001	10.00227.01	BRACKET ANG.	1
002	10.00226.01	STRIP SUPPORT	1
003	10.00225.01	GUARD	1
004	01.00912.00	BEACON	1
005	10.14001.00	BUSH	1
006	10.11001.01	PROT. CONDUCTOR 1022X1491X1491	1
007	10.11039.00	SUPPORT ART.	2
008	604.10035.86	SCREW DIN931	4
009	101.10000.66	WASHER DIN125 D10	4
010	711.10000.66	SHOCK ABSORBER	4

**BODY  
CAB**



<b>FIGURE</b>	<b>REFERENCE</b>	<b>DENOMINATION</b>	<b>AMOUNT</b>
001 *	10.11004.01	DRIVER GUARD	1
001A*	10.11001.01	PROT. CONDUCTOR 1022X1491X1491	1
002 *	MA.10007.00	KNOB	2
003 *	MA.10021.00	DRIVING MIRROR	2
003A*	MA.10022.00	FIXING SUPPORT	2
004 *	MA.20014.00	SHOCK ABSORVER	1
004A*	MA.20015.00	SHOCK ABSORVER	1
005 *	10.11229.00	ALFOMBRA 15X855X940 CABINA	1

006	10.11002.03	GUARD TRANS.	1
007 **	10.11020.02	COVER	1
008	603.06015.86	SCREW DIN933 M6x15	19
009	104.06000.00	WASHER DIN7980 D6	19
010**	10.11025.00	HINGE	1
011	10.11026.00	SUPLEMENTO D95 GOMA	1
012	10.11027.00	SUPLEMENTO 2.5X95X225 GOMA	1
013**	10.11024.00	LATCH	1
014	10.11006.01	FLANGE	1
014A	10.11007.01	FLANGE	1
015	619.05016.86	SCREW DIN7971 4.8X16	3
016	603.06015.86	SCREW DIN933 M6x15	2
017	701.06015.86	NUT DIN934	2
018	10.11013.00	FIXING SUPPORT	1
019	10.11014.00	FIXING SUPPORT	1
020	43.50349.00	DUST PROTECTOR	2
021**	504.04019.60	RIVET.	3
022	112.05000.66	WASHER DIN9021 D5	3
023*	MA.10025.00	CABLE GROMMET	4
024*	MA.20011.00	GROMMET	2
025*	MA.20012.00	STRAINER	2
026*	502.03012.00	REMACHE DIN1476 3x12 (POP)	8
027*	603.08035.86	SCREW DIN933	5
028*	MA.20010.00	FIXING SUPPORT	1
029*	MA.20013.00	LOWER REAR GASKET	1
030	10.13005.00	SOP. PLAN. REC.	1
031	10.11022.01	COVER	1
032	10.11028.00	LATCH	1

**BODY  
CAB**

FIGURE	REFERENCE	DENOMINATION	AMOUNT
033	10.11062.00	SOP. ANG. 45X61X330 CIERRE	1
034	10.11081.00	PIN SUPPORT 6X20X317	4
035	603.08035.86	SCREW DIN933	5
036	105.08000.66	CIR-CLIP EXT. DIN7980 D8	6
037	701.08000.66	NUT DIN934 M8X1,25	6
038	603.08030.86	SCREW DIN933 M8X30	1

039

MA.20045.00

MIRROR FIXING FLANGE

2



**BODY  
COUNTERWEIGHT**




FIGURE	REFERENCE	DENOMINATION	AMOUNT
001	10.11015.00	BALLAST WEIGHT 685 KG	1
002	620.30120.86	SCREW DIN961	1
003	604.20130.86	SCREW DIN931	2
004	10.16003.00	CONTRAPESO 150 KG	1
005	104.20000.00	CIR-CLIP EXT. DIN7980	2
006	711.20000.66	NUT	2
007	10.11017.00	RED REFLECTOR	2
010	43.70835.00	AXLE CPA/GRA	1



011	15.00836.00	PIN DIN11024 R4	1
012	701.05000.66	NUT DIN934 M5x0.8	1
013	603.05015.86	SCREW DIN933	1
014	15.00834.00	CHAIN	1
015	01.00036.02	TOOLS-BAG	1
016	20.08030.00	WASHER	1
017	15.00561.00	WASHER DIN125 20.5x45x5	2
018	104.20000.00	CIR-CLIP EXT. DIN7980	2
019	603.20050.86	SCREW DIN933	2

# IMPLEMENTS TILTING CYLINDER

\* KIT JUNTAS/CONSEILS/BOARDS

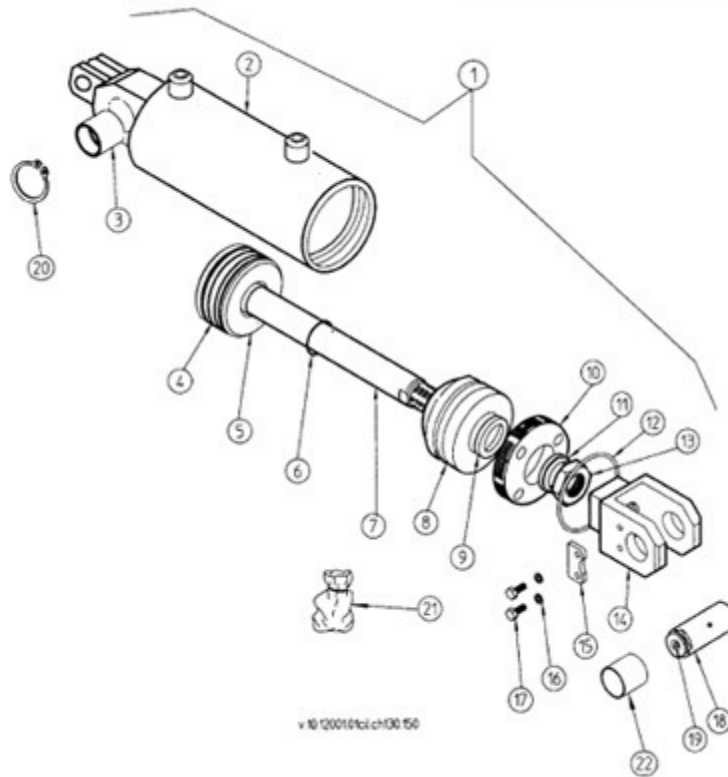


FIGURE	REFERENCE	DENOMINATION	AMOUNT
001	10.12001.01	CYLINDER D/E	2
002	10.12002.01	CUERPO CIL. 63X246 SOLD	2
003	09.12125.00	BEARING CYL. D40XD44X50	2
004*	207.63028.50	GASKET	2
005	08.00521.04	PISTON	2
006*	201.02335.50	GASKET SET	2
007	10.12003.00	AXLE CIL/ROS	2
008	08.00528.03	GUIA VASTAGO VASTAGO 30X55X75	2
009*	217.30006.50	GASKET DIN6505	2
010	08.00530.01	NUT	2
011	203.30038.50	WIPER RING	2
012*	201.06005.50	O-RING DIN3770	2
013	10.01117.00	NUT DIN439	2
014	10.01115.01	CYLINDER ROD HEAD	2
015	15.00832.00	PANEL	2
016	104.06000.00	WASHER DIN7980 D6	4

017	603.06015.86	SCREW DIN933 M6x15	4
018	15.01216.00	SHAFT CIL/COA	2

**IMPLEMENTS**  
**TILTING CYLINDER**

<b>FIGURE</b>	<b>REFERENCE</b>	<b>DENOMINATION</b>	<b>AMOUNT</b>
019	901.08000.33	GREASER DIN71412-A M8x1,25	2
020	904.42000.00	RING 0,5 MM.	2
021*	10.99500RE00	GASKET SET	1
022	08.00527.00	BEARING	2

**IMPLEMENTS**  
**MAST ACCESSORIES**

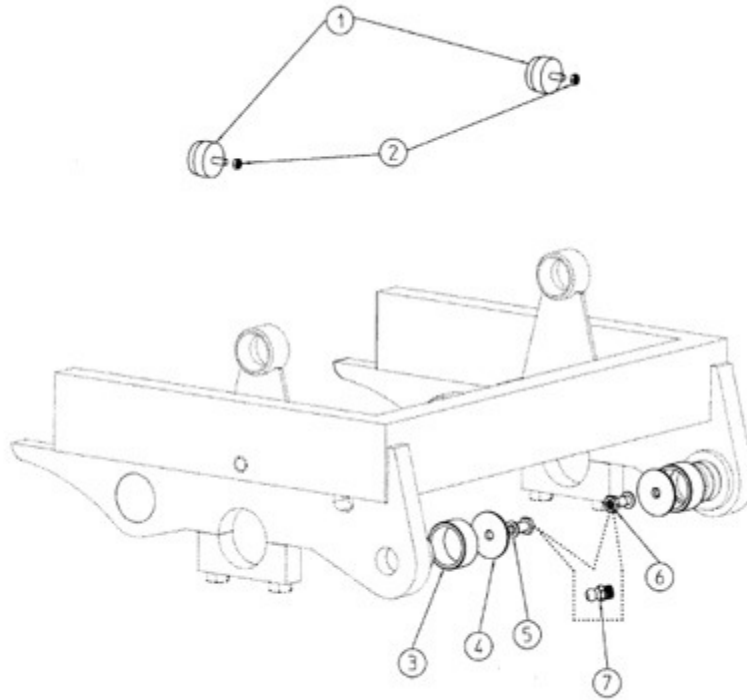


FIGURE	REFERENCE	DENOMINATION	AMOUNT
001	08.00107.02	BUTT	2
002	701.08000.66	NUT DIN934 M8X1,25	2
003	10.09594.00	RING 0,5 MM.	2
004	10.01317.00	WASHER DIN9021 12.5x59x5	2
005	104.12000.00	WASHER DIN7980 D12	2
006	10.01318.00	CYLINDER ROD HEAD	2
007	901.08000.33	GREASER DIN71412-A M8x1,25	2

# IMPLEMENTS

## MAST 2,66 M (ST.), 3,30 M




FIGURE	REFERENCE	DENOMINATION	AMOUNT
000A KIT	10.12200.00	MAST WIHT FORKS BOARD 3,30 m	1
000B KIT	10.12000.00	MAST WIHT FORKS BOARD 2,66 m	1
001A	EL.10178.00	OUTER MAST	1
001B	EL.10020.00	OUTER MAST	1
002	EL.10021.00	WASHER ADJUST.	2
003	EL.10022.00	ROLLING BEARING 70x30x22	4
004	EL.10023.00	CHAIN SUPPORT	2
005	EL.10024.00	PIN	2



006	EL.10025.00	AXLE CPA/CPA	2
007A	EL.10179.00	INNER MAST	1
007B	EL.10026.00	GUIAS MASTIL EXTERIORES	1
008	EL.10027.00	SCREW DIN933	2
009	EL.10028.00	CLAMP U	2
010	104.08000.00	WASHER DIN7980 D8	6
011	EL.10031.00	SCREW	4
012	EL.10032.00	WASHER ADJUST.	2
013	EL.10033.00	CHAIN PULLEY	2
014	904.40000.00	RING DIN471	2

# IMPLEMENTS

## LIFTING CYLINDER 2,66 M (ST.), 3,30 M.

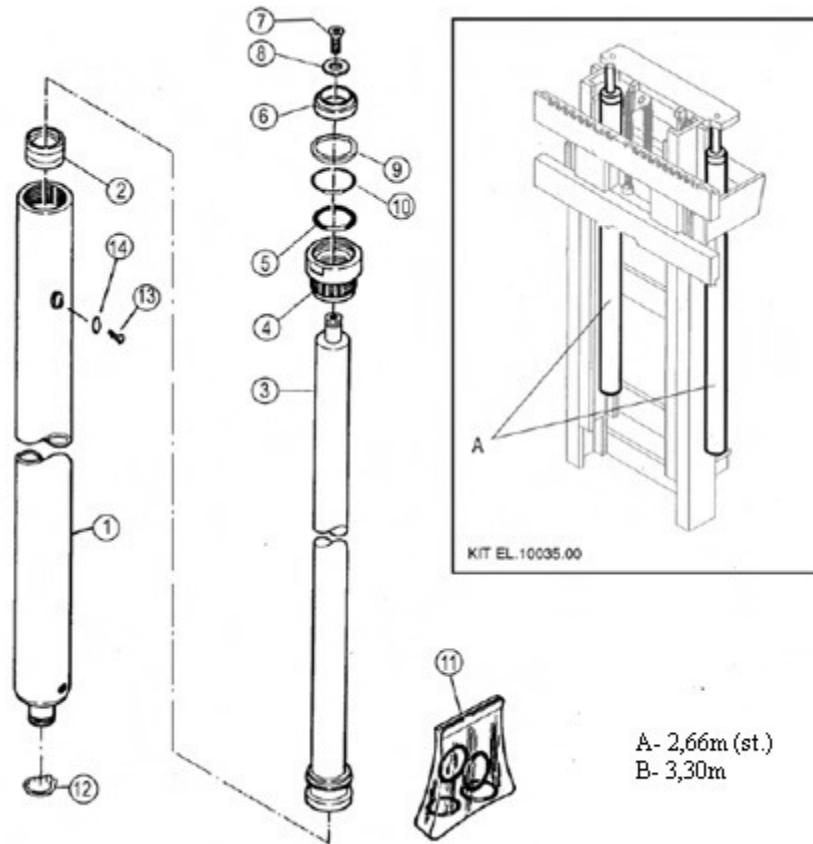


FIGURE	REFERENCE	DENOMINATION	AMOUNT
001 A	EL.10236.00	CUERPO CIL. LAT. SIMPLEX 2,6M	2
001 B	EL.10181.00	CUERPO CIL. LAT.	2
002	EL.10037.00	RING	4
003 A	EL.10238.00	SPINDLE	2
003 B	EL.10182.00	SPINDLE	2
004	EL.10039.00	GUIDE	2
005	EL.10046.00	GASKET SET	2
006	EL.10046.00	GASKET SET	1
007	603.12025.86	SCREW DIN933	2
008	EL.10043.00	WASHER	2
009	EL.10046.00	GASKET SET	6
010	EL.10046.00	GASKET SET	4
011	EL.10046.00	GASKET SET	2
012	EL.10047.00	RING	2
013	603.06010.86	SCREW DIN933 M6x10	2
014	106.06000.20	WASHER CU	2



A (A)	EL.10235.00	CYLINDER S/E	1
A (B)	EL.10180.00	CILINDRO S/E LAT. 3,3M	1

# IMPLEMENTS

SIDE-SHIFT PANEL 2,66 M. (ST.),3,30 M




FIGURE	REFERENCE	DENOMINATION	AMOUNT
001	10.12050.00	KIT SIDE SHIFT DUPLEX	1
002	EL.10051.00	TABLERO HORQ. ELECAR 700	2
003	EL.10052.00	SIDE-SHIFT CYLINDER	1
004	EL.10053.00	FIXING SUPPORT	2
005	618.08020.86	SCREW DIN7991 M8x20	2
006	EL.10055.00	PAD RUBBING	2
007	EL.10056.00	ELBOW C90MO/M NIPPLE	1
008	EL.10057.00	RIGID TUBE 8	2

009	EL.10058.00	NIPPLE M/M/O	2
010	EL.10059.00	NIPPLE M/O/M	6
011	EL.10060.00	NIPPLE M/M	4
012	EL.10061.00	NUT	2
013	EL.10062.00	BUSH	2
014	718.14000.66	NUT DIN985 M14x1,5	2
015	EL.10064.00	CHAIN	2
015	EL.10183.00	CHAIN	2
016	EL.10065.00	CHAIN SUPPORT	2
017	EL.10025.00	AXLE CPA/CPA	2
018	EL.10066.00	* GASKET SET (ONLY OLD VERSION)	2
019	EL.10067.00	FORK CARRIAGE	2
020	711.12000.66	NUT DIN982 M12	2
021	EL.10022.00	ROLLING BEARING 70x30x22	4
022	EL.10069.00	TUBE COPPER8	2
023	EL.10070.00	NUT	2
024	601.14050.86	SCREW	2
025	45.01303.10	FORK ARM	2
026	45.91303.00	HITCH ASSEMBLY	2
027	10.12400.00	MAST WITH DISPLACEMENT PANEL 2,66	1
027	10.12600.00	MAST WITH DISPLACEMENT PANEL 3,30	1
kit A	10.12048.00	FORK HOLDER KIT DUPLEX	1
Kit B	EL.10050.00	SIDE-SHIFT PANEL 1260MM	1

# IMPLEMENTS

## MAST HYDRAULIC CIRCUIT

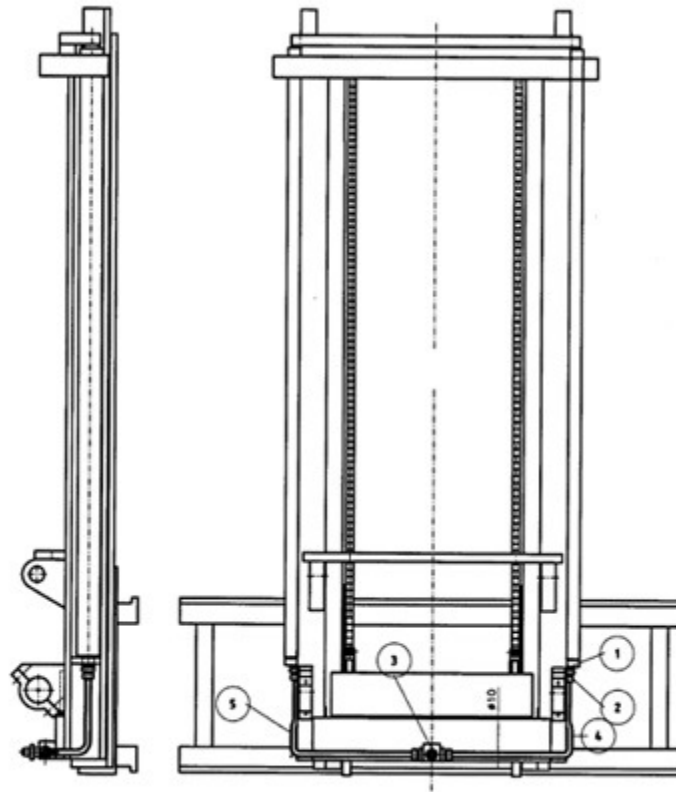


FIGURE	REFERENCE	DENOMINATION	AMOUNT
*	EL.10139.00	KIT TUBERIAS 2,66	1
*	EL.10140.00	KIT TUBERIAS 3,3	1
001	EL.10139.00	KIT TUBERIAS 2,66	1
001	EL.10140.00	KIT TUBERIAS 3,3	1
001	EL.10072.00	VALVE	2
002	EL.10073.00	NIPPLE M/M	4
003	EL.10074.00	NIPPLE	1
004	EL.10075.00	TUBE COPPER10	1
005	EL.10076.00	TUBE COPPER10	1

# IMPLEMENTS

## AUXILIARY HYDRAULIC SYSTEM




FIGURE	REFERENCE	DENOMINATION	AMOUNT
*	EL.10143.00	KIT 4? VAL.	1
*	EL.10144.00	CONJ. ACOP. SIST. HIDR. AUX.	1
001	EL.10143.00	KIT 4? VAL.	1
001	EL.10144.00	CONJ. ACOP. SIST. HIDR. AUX.	1
001	EL.10141.00	HOSE R1T1/4	2
001	EL.10142.00	HOSE R1T1/4	2
002	EL.10136.00	HALF PULLEY	2
003	EL.10138.00	AXLE CIL/ROS	2



004	EL.10137.00	WASHER ADJUST.	1
005	EL.10146.00	SCREW DIN931	1
006	904.40000.00	RING DIN471	1
007	EL.10147.00	ARCH CLAMP	1
008	EL.10132.00	RING	1
009	EL.10145.00	GUIDE	1
010	EL.10159.00	RACORD PIPE SLEEVE TN 102-8 L	2
011	EL.30055.00	NIPPLE M/M	2
012	EL.30056.00	NIPPLE M/H	1
013	EL.30057.00	JUNTA	2

# HYDRAULIC INSTALLATION CYLINDERS

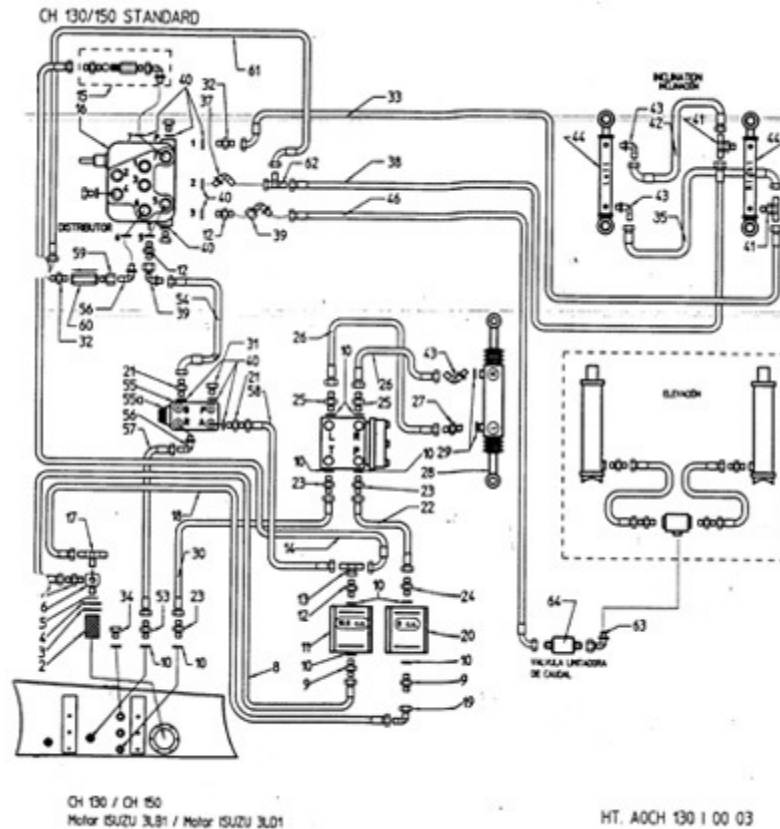


FIGURE	REFERENCE	DENOMINATION	AMOUNT
002	58.01810.00	HIDRAULIC CATRIDGE INTANK	1
003	201.95003.50	O-RING DIN3770	1
004	43.70408.00	STRIP	1
005	201.45035.50	O-RING DIN3770	1
006	43.70407.00	AD. FILTER SUPPORT	1
007	55.01448.00	NIPPLE M/M	1
008	10.13431.00	HOSE R1T3/4	1
008	43.70934.00	HOSE R1T3/4	1
009	52.01451.00	NIPPLE M/M 1/2 G-1,1/16 JIC	2
010	08.00316.00	METALLIC GASKET BUNA D1/2 G	11
011	15.01157.00	HYDR. PUMP (ISUZU)	1
012	10.13141.00	THREE-WAY UNION M/O/M	1
013	10.13459.00	HOSE	1
014	10.13117.00	THREE-WAY UNION M/TL/M	1
015	09.01203RE03	VALVE	1
016	10.00330.01	CONTROL VALVE 2E	1

017	10.13118.00	THREE-WAY UNION M/O/M	1
018	10.16781.00	HOSE	1

## HYDRAULIC INSTALLATION CYLINDERS

FIGURE	REFERENCE	DENOMINATION	AMOUNT
018	10.13432.00	HOSE R1T3/4	1
019	55.01449.00	ELBOW C90M/TL NIPPLE	1
020	10.16781.00	HOSE	1
021	47.01435.00	NIPPLE M/M	2
022	10.13415.00	HOSE R1T3/8	1
023	47.01434.00	NIPPLE M/M 3/4 SAE-1/2 GAS	3
024	47.01435.00	NIPPLE M/M	1
024	46.10581.00	ELBOW C90MO/M NIPPLE	1
025	43.70444.00	NIPPLE M/M	2
026	10.13410.00	HOSE R1T1/4	2
027	42.70209.00	NIPPLE M/M	2
028	10.03610.01	CILINDRO D/E 55X120X120	1
029	28.00341.00	METALLIC GASKET BUNA D1/4	14
030	10.13434.00	HOSE R1T3/8	1
031	60.00802.00	CAP	1
032	45.01454.00	NIPPLE M/M	2
033	10.13447.00	HOSE R1T1/4	1
034	45.10803.00	CAP	1
035	10.13462.00	HOSE R1T1/4	1
036	10.01398.00	NIPPLE	1
037	45.01453.00	ELBOW C90MO/M NIPPLE	1
038	10.13429.00	HOSE R1T1/4	1
039	10.13140.00	ELBOW C90M/TL NIPPLE	2
040	08.00317.00	METALLIC GASKET BUNA D3/8	12
041	10.13141.00	THREE-WAY UNION M/O/M	2
042	10.13461.00	HOSE R1T1/4	1
043	54.55013.00	ELBOW C90MO/M NIPPLE	2
044	10.12001.01	CYLINDER D/E	2
046	10.13460.00	HOSE R2T1/2	1
053	47.01432.00	NIPPLE M/M	1
054	10.13421.01	HOSE R1T1/2	1
055	43.70121.00	ELECTROVALVULA	1





055	43.70122.00	PLACA REPARTIDORA 60X60	1
056	46.10581.00	ELBOW C90MO/M NIPPLE	2
057	10.13422.00	HOSE R1T1/2	1
058	10.13433.00	HOSE R2T1/2	1

**HYDRAULIC INSTALLATION  
CYLINDERS**

<b>FIGURE</b>	<b>REFERENCE</b>	<b>DENOMINATION</b>	<b>AMOUNT</b>
058	10.16782.00	HOSE	1
059	47.10007.00	NIPPLE M/TL	1
060	10.13010.00	VALVE	1
061	43.70935.00	HOSE R1T1/4	1
062	60.13006.00	THREE-WAY UNION M/M/TL	1
063	10.13131.00	ELBOW C90MO/TL	1
064	10.01393.00	VALVE	1
55A	43.70122.00	PLACA REPARTIDORA 60X60	1

## HYDRAULIC INSTALLATION CYLINDERS WITH SIDE-SHIFT (OPTION)




FIGURE	REFERENCE	DENOMINATION	AMOUNT
002	58.01810.00	HIDRAULIC CATRIDGE INTANK	1
003	201.95003.50	O-RING DIN3770	1
004	43.70408.00	STRIP	1
005	201.45035.50	O-RING DIN3770	1
006	43.70407.00	AD. FILTER SUPPORT	1
007	55.01448.00	NIPPLE M/M	1
008	10.13431.00	HOSE R1T3/4	1
008	43.70934.00	HOSE R1T3/4	1



009	52.01451.00	NIPPLE M/M 1/2 G-1,1/16 JIC	2
010	08.00316.00	METALLIC GASKET BUNA D1/2 G	11
011	15.01157.00	HYDR. PUMP (ISUZU)	1
012	45.03652.00	NIPPLE M/M	31
013	10.13117.00	THREE-WAY UNION M/TL/M	1
014	10.13459.00	HOSE	1
015	09.01203RE03	VALVE	1
016	10.00330.01	CONTROL VALVE 2E	1
017	10.13118.00	THREE-WAY UNION M/O/M	1
018	10.13432.00	HOSE R1T3/4	1
018	10.16781.00	HOSE	1
019	55.01449.00	ELBOW C90M/TL NIPPLE	1
020	10.13009.00	OIL PUMP	1
021	47.01435.00	NIPPLE M/M	2
022	10.13415.00	HOSE R1T3/8	1
023	47.01434.00	NIPPLE M/M 3/4 SAE-1/2 GAS	3
024	47.01434.00	NIPPLE M/M 3/4 SAE-1/2 GAS	1
024	46.10581.00	ELBOW C90MO/M NIPPLE	1
025	43.70444.00	NIPPLE M/M	2
026	10.13410.00	HOSE R1T1/4	2
027	42.70209.00	NIPPLE M/M	1
028	10.03610.01	CILINDRO D/E 55X120X120	1
029	28.00341.00	METALLIC GASKET BUNA D1/4	14
030	10.13434.00	HOSE R1T3/8	1
031	60.00802.00	CAP	1
032	45.01454.00	NIPPLE M/M	8
033	10.13447.00	HOSE R1T1/4	1
034	45.10803.00	CAP	1

**HYDRAULIC INSTALLATION  
CYLINDERS WITH SIDE-SHIFT (OPTION)**

<b>FIGURE</b>	<b>REFERENCE</b>	<b>DENOMINATION</b>	<b>AMOUNT</b>
035	10.13462.00	HOSE R1T1/4	1
037	45.01453.00	ELBOW C90MO/M NIPPLE	1
038	10.13429.00	HOSE R1T1/4	1
039	10.13140.00	ELBOW C90M/TL NIPPLE	2
040	08.00317.00	METALLIC GASKET BUNA D3/8	12
041	10.13141.00	THREE-WAY UNION M/O/M	2

042	10.13461.00	HOSE R1T1/4	1
043	54.55013.00	ELBOW C90MO/M NIPPLE	2
044	10.12001.01	CYLINDER D/E	2
046	10.13460.00	HOSE R2T1/2	1
048	42.70101.00	SHUTTLE VALVE 8 WAYS	1
053	47.01432.00	NIPPLE M/M	1
054	10.13421.01	HOSE R1T1/2	1
055	43.70121.00	ELECTROVALVULA	1
055	43.70122.00	PLACA REPARTIDORA 60X60	1
056	46.10581.00	ELBOW C90MO/M NIPPLE	2
057	10.13422.00	HOSE R1T1/2	1
058	10.13433.00	HOSE R2T1/2	1
058	10.16782.00	HOSE	1
059	47.10007.00	NIPPLE M/TL	1
060	10.13010.00	VALVE	1
061	43.70935.00	HOSE R1T1/4	1
062	60.13006.00	THREE-WAY UNION M/M/TL	1
063	10.13464.00	HOSE R1T1/4	2
064	42.70100.00	VALVE	1
065	42.70100.00	VALVE	1
066	10.13465.00	HOSE R1T1/4	1
074	10.13463.00	HOSE R1T1/4	2
077	10.13131.00	ELBOW C90MO/TL	1
078	10.01393.00	VALVE	1
55A	43.70122.00	PLACA REPARTIDORA 60X60	1

# HYDRAULIC INSTALLATION

## HYDROSTATIC TRANSMISSION WITH 4X4 APPLICATION




FIGURE	REFERENCE	DENOMINATION	AMOUNT
001	10.11040.00	TANK	1
002	58.01810.00	HIDRAULIC CATRIDGE INTANK	1
003	201.95003.50	O-RING DIN3770	1
004	43.70408.00	STRIP	1
005	201.45003.50	O-RING DIN3770	1
006	43.70407.00	AD. FILTER SUPPORT	1
007	10.13118.00	THREE-WAY UNION M/O/M	0
008	10.13423.00	HOSE R1T3/4	1

009	60.51620.00	ELBOW C90M/M NIPPLE	2
010	08.00317.00	METALLIC GASKET BUNA D3/8	4
011	60.20101.00	COMPLETE OIL FILTER	1
012	10.13428.00	HOSE R1T3/4	1
013	10.13428.00	HOSE R1T3/4	1
014	60.11612.00	NIPPLE M/M	2
015	60.13150.01	HYDR. PUMP	1
017	10.13451.01	"HOSE R10T 3/4"	1
018	60.61616.00	ELBOW C90M/M NIPPLE	1
019	60.13151.00	HYDRAULIC ENGINE	1
020	60.61612.00	ELBOW C90M/M NIPPLE	1
021	10.13412.00	HOSE R1T3/4	1
022	60.61616.00	ELBOW C90M/M NIPPLE	1
023	60.61212.00	ELBOW C90MO/M NIPPLE	2
024	10.13454.00	HOSE R1T3/4	1
025	60.11212.00	NIPPLE M/M	1
026	10.13124.00	ELBOW C90M/M NIPPLE	1
027	10.13411.00	HOSE R1T1/4	1
028	45.01454.00	NIPPLE M/M	3
029	43.70121.00	ELECTROVALVULA	1
030	43.70122.00	PLACA REPARTIDORA 60X60	1
031	60.00802.00	CAP	1
032	10.13453.00	HOSE R1T1/4	1
033	10.13124.00	ELBOW C90M/M NIPPLE	1
034	10.13452.00	HOSE R1T3/4	1
035	55.01448.00	NIPPLE M/M	2
036	43.60233.91	FITTING	1
037	10.13427.00	HOSE R1T3/4	1

**HYDRAULIC INSTALLATION**  
**HYDROSTATIC TRANSMISSION WITH 4X4 APPLICATION**

<b>FIGURE</b>	<b>REFERENCE</b>	<b>DENOMINATION</b>	<b>AMOUNT</b>
038	52.01451.00	NIPPLE M/M 1/2 G-1,1/16 JIC	1
039	10.13430.00	HOSE R1T1/4	1
040	43.70444.00	NIPPLE M/M	1
041	10.13127.00	ELBOW C90M/H NIPPLE	2
042	10.02103.00	RADIATOR	1
043	55.01449.00	ELBOW C90M/TL NIPPLE	1

045	10.13469.00	HOSE R1T1/4	1
046	10.13467.00	HOSE R1T1/4	1
047	54.55013.00	ELBOW C90MO/M NIPPLE	1
048	42.70209.00	NIPPLE M/M	1
049	20.05005.00	SELECTION VALVE 3 WAYS	1
050	28.00337.00	FITTING M/M 1/4 G-1/4 G	1
051	10.13468.00	HOSE R1T1/4	1
052	10.12011.00	NIPPLE M/M	1

# ELECTRIC INSTALLATION

## RELAY INSTALLATION

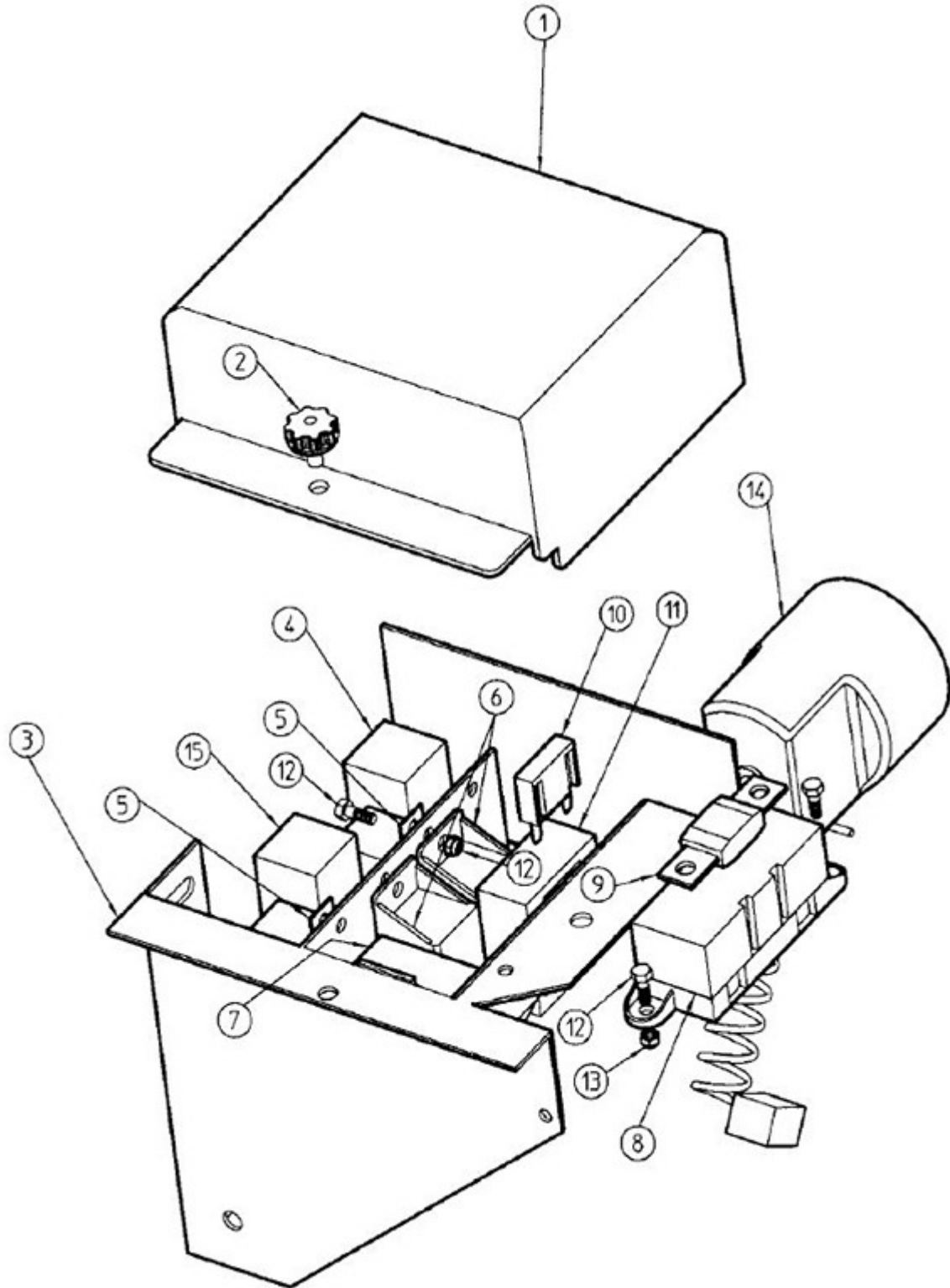


FIGURE	REFERENCE	DENOMINATION	AMOUNT
001	10.14176.00	COVER	1





002	46.00810.00	KNOB	1
003	10.14198.01	SOP. FILTRO AIRE 200X223X225	1
004	10.14293.00	SEAT RELAY	1
005	43.01530.00	RELE 40A FAN	1
006	10.14288.00	STARTING RELAY 70A	1
007	10.14289.00	PRE HEATER RELAY	1
008	10.14308.00	FUSE BOX	1
009	10.14307.00	FUSE	1
010	10.14292.00	FUSE	1
011	10.14306.00	FUSE BOX	1
012	603.05015.86	SCREW DIN933	5
013	711.05000.66	NUT DIN982 M5	5
014	02.14110.00	AVISADOR~ACUSTICO~96DB	1
015	10.14291.00	RELAY (CONTROL 4WD)	1

# ELECTRIC INSTALLATION

## ELECTRIC INSTALLATION



FIGURE	REFERENCE	DENOMINATION	AMOUNT
001	43.01530.02	RELAY 40 AMP. 5 CONTAC. 6.3MM	1
002	10.14288.00	STARTING RELAY 70A	1
003	10.14291.00	RELAY (CONTROL 4WD)	1
004	10.14293.01	SEAT TIMER RELAY	1
005	IM.20026.03	MICRO RELAY WITH DIODE	6
006	10.14289.00	PRE HEATER RELAY	1
007	10.14292.00	FUSE	1
008	10.14306.00	FUSE BOX	1
010	10.11110.00	SWITCH	1
011	00.09034.00	HORN	1
012	10.14298.01	SECTION I/E GENERAL CH 130-150	1

# ELECTRIC INSTALLATION BATTERY

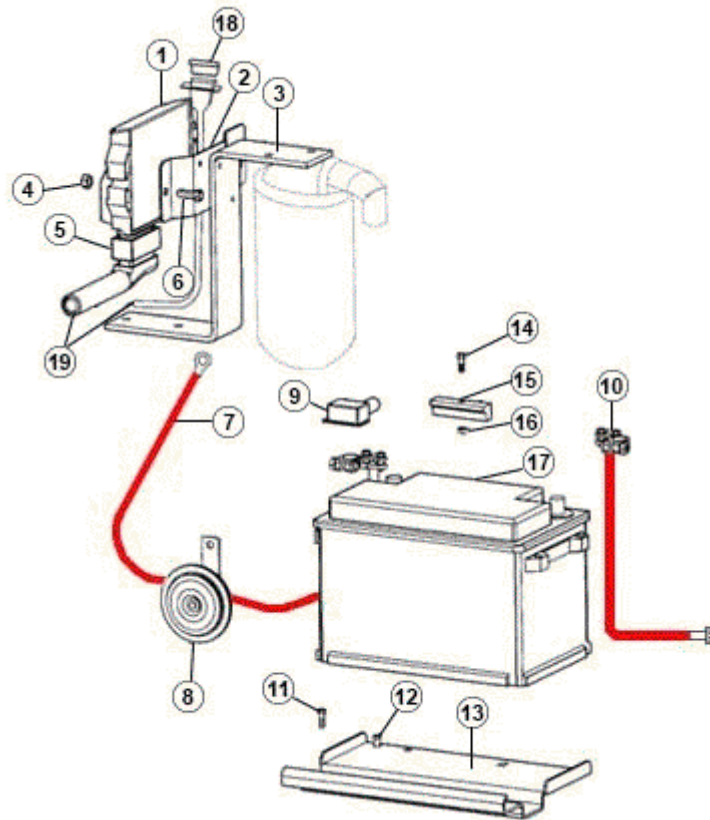


FIGURE	REFERENCE	DENOMINATION	AMOUNT
001	10.31521RE00	CAJA MANDOS ELEC. SAUER REG.(CH130)	1
001	10.31521RE10	CAJA MANDOS ELEC. SAUER REG. (CH130x4)	1
001	10.31521RE20	CONTROL BOX SAUER REG.CH 150	1
002	10.14110.00	SOP. PAS. REC. 18X70X179	1
003	10.01390.00	AD. FILTER SUPP.	1
004	711.08000.66	NUT DIN982 M8	1
005	60.13153.01	PLUG	1
006	604.08040.86	SCREW DIN931	2
007	01.00841.01	ELECTRICAL CABLE	1
008	00.09034.00	HORN	1
009	46.10002.00	TERMINAL PROTECTOR	1
010	15.01444.00	ELECTRICAL CABLE	1
011	603.08025.86	SCREW DIN933 M8x25	2
012	603.08035.86	SCREW DIN933	1
013	10.04294.00	BATTERY SUPPORT	1
014	603.06030.86	SCREW DIN933 M6x30	1



015	20.11101.00	FIXATION SUPPORT 2X10X70	1
016	701.06000.66	NUT DIN934 M6X1	1
017	15.01411.00	BATTERY 12VX70AH	1
018	10.14310.00	CAP	1
019	10.14299.00	LENGTH ELEC. INSTAL.	1
019	10.14299.00	LENGTH ELEC. INSTAL.	1

## ELECTRIC INSTALLATION FUSES

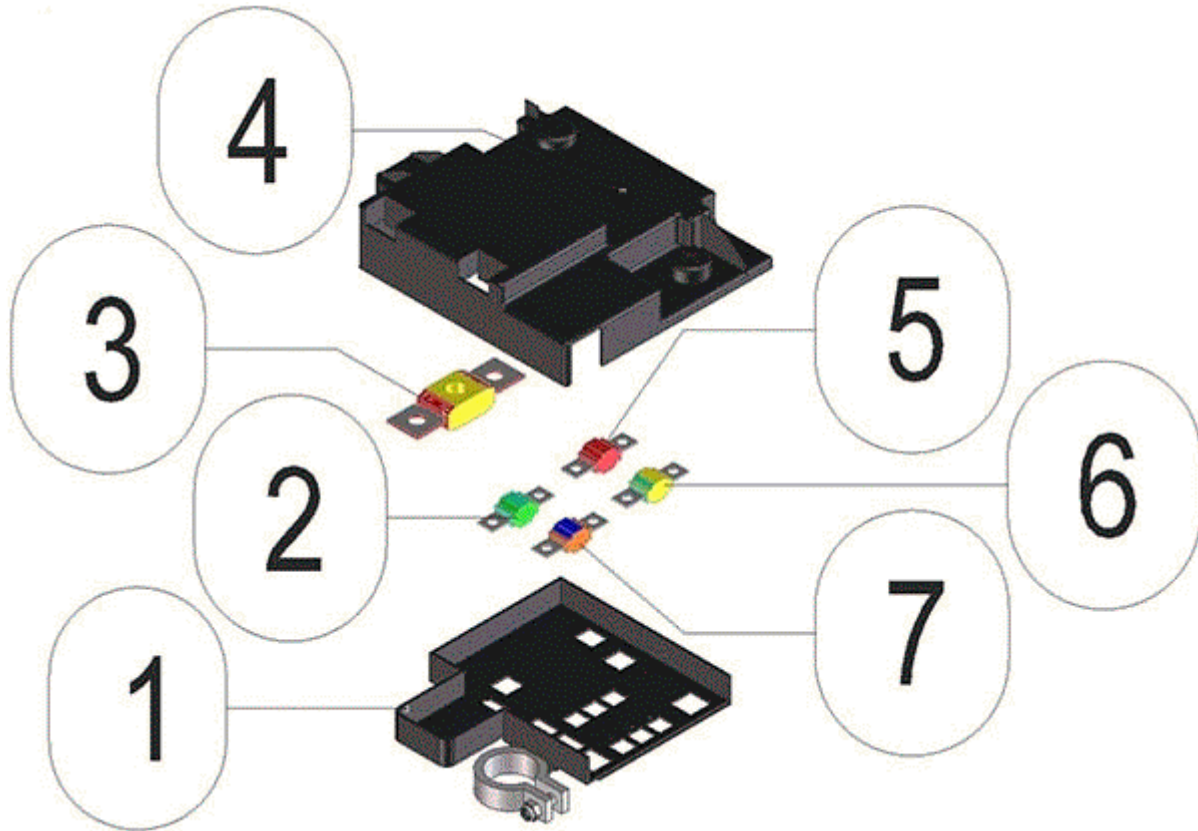


FIGURE	REFERENCE	DENOMINATION	AMOUNT
001	20.11009.00	BATTERY FUSE BOX	1
004	20.11014.00	BATTERY FUSEBOX COVER	1

# ELECTRIC INSTALLATION

## ASSEMBLÉE CÂBLES

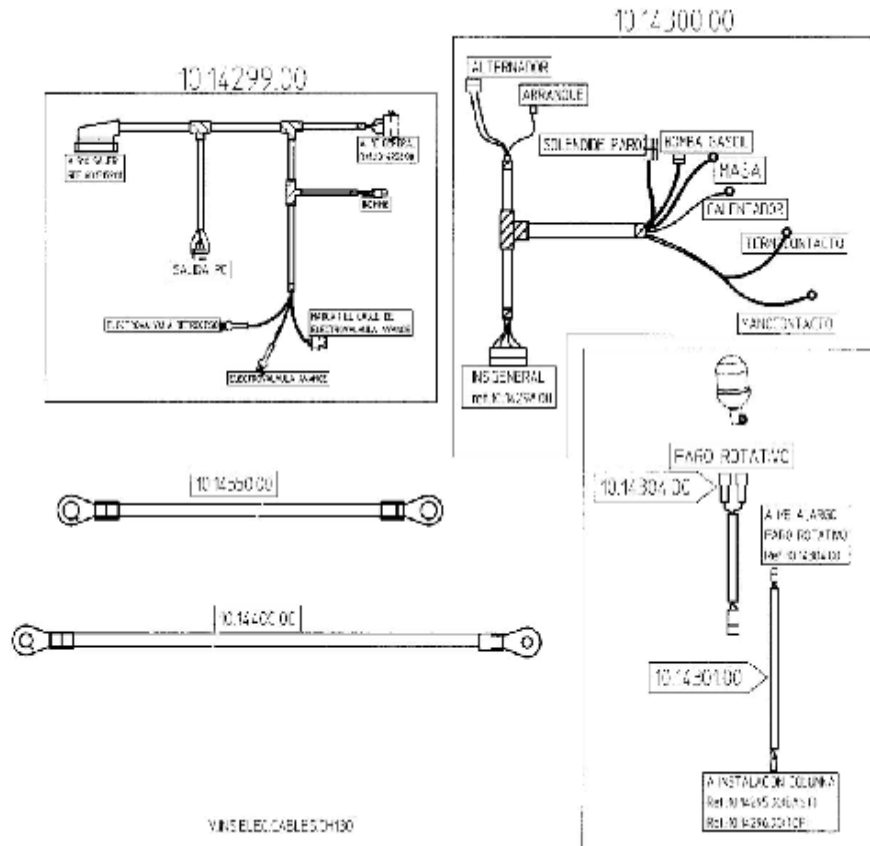


FIGURE	REFERENCE	DENOMINATION	AMOUNT
001	10.14311.01	LENGTH ELEC. INSTAL.	1

# ELECTRIC INSTALLATION

## ASSEMBLÉE CÂBLES

CHASSIS: 34146

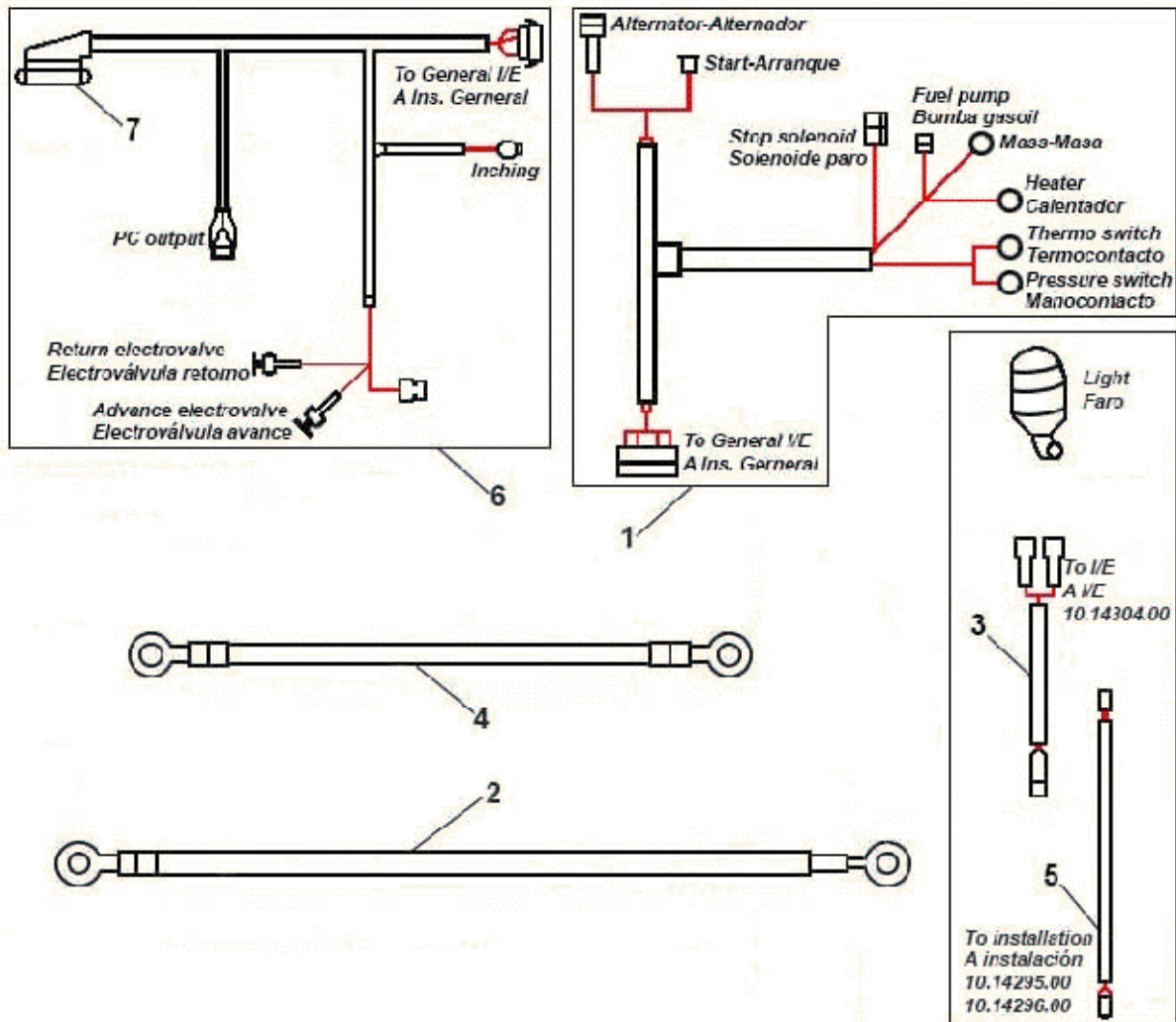


FIGURE	REFERENCE	DENOMINATION	AMOUNT
001	10.14300.00	LENGTH ELEC. INSTAL.	1
002	10.14400.00	ELECTRICAL CABLE	1
003	10.14304.00	LENGTH ELEC. INSTAL.	1
004	10.14550.00	ELECTRICAL CABLE	1
005	10.14301.00	LENGTH ELEC. INSTAL.	1
006	10.14299.00	LENGTH ELEC. INSTAL.	1
007	60.13153.01	PLUG	1

# 11. ELECTRIC INSTALLATION JOYSTICK

## 1 Full joystick / joystick completo

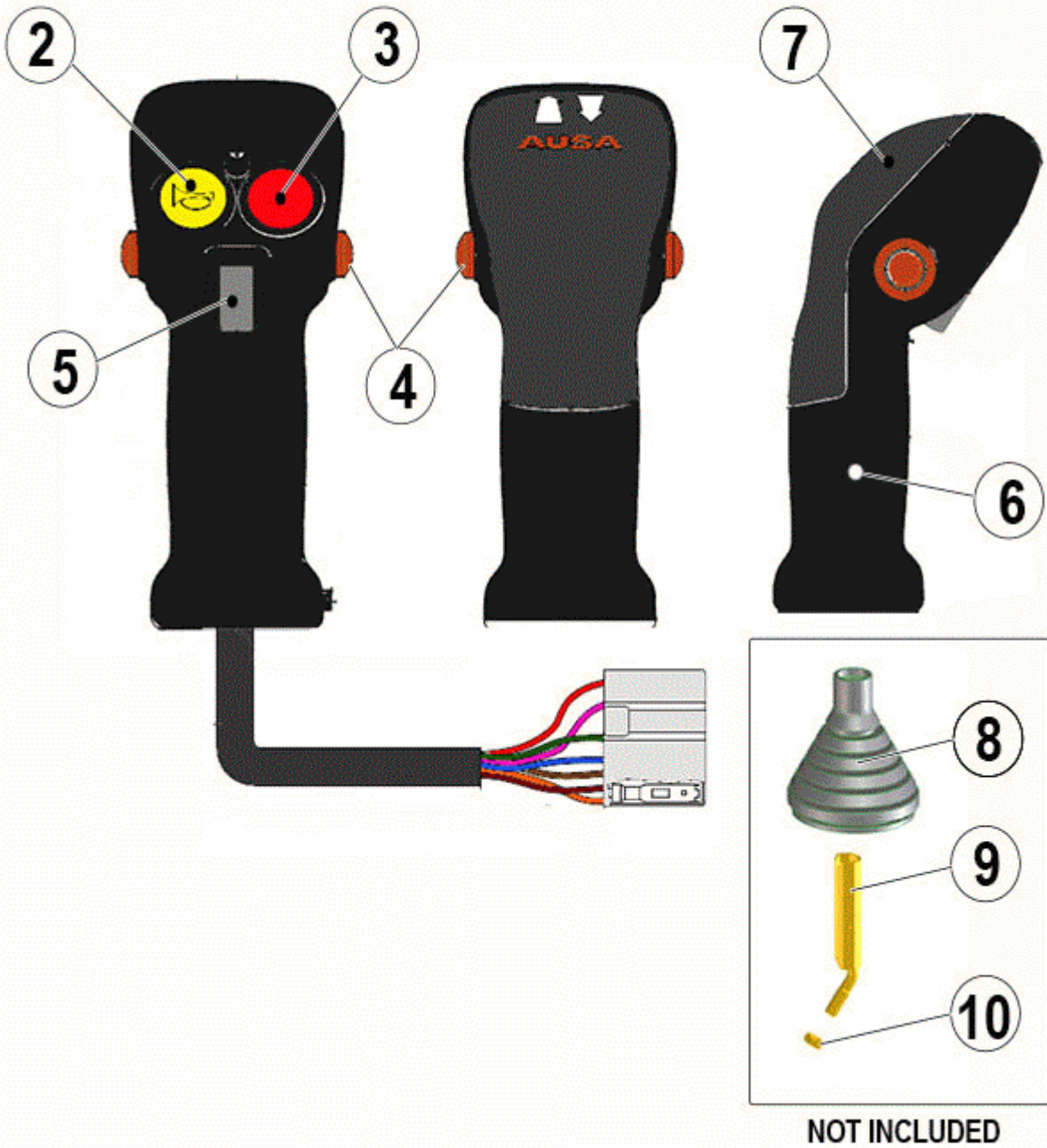


FIGURE	REFERENCE	DENOMINATION	AMOUNT
001	12.11013.00	JOYSTICK	1
002	10.14322.00	HORN BUTTON	1
003	10.14323.00	2ND SPEED BUTTON	1





004	10.14319.00	BUTTON 4TH VALVE	2
005	10.14329.01	SWITCH OTTO F-N-R	1
006	N/S	NOT DISTRIBUTED	1
007	12.11013.02	TOP COVER JOYSTICK	1
008	43.50349.00	DUST PROTECTOR	1
009	10.13154.02	AXIS CIL/ROS 180XD25XM10	1
010	701.10000.66	NUT DIN934 M10x1.5	1

# ELECTRIC INSTALLATION

## MOTOR SECTION




FIGURE	REFERENCE	DENOMINATION	AMOUNT
001	10.14300.00	LENGTH ELEC. INSTAL.	1

# ELECTRIC INSTALLATION

## GENERAL SECTION




FIGURE	REFERENCE	DENOMINATION	AMOUNT
001	10.14298.01	SECTION I/E GENERAL CH 130-150	1
002	00.09034.00	HORN	1
003	10.14293.01	SEAT TIMER RELAY	1
004	10.14288.00	STARTING RELAY 70A	1
005	10.14289.00	PRE HEATER RELAY	1
008	02.14110.00	AVISADOR~ACUSTICO~96DB	1

## 12. FINISHES

### STICKERS & PLATES (PART 1)

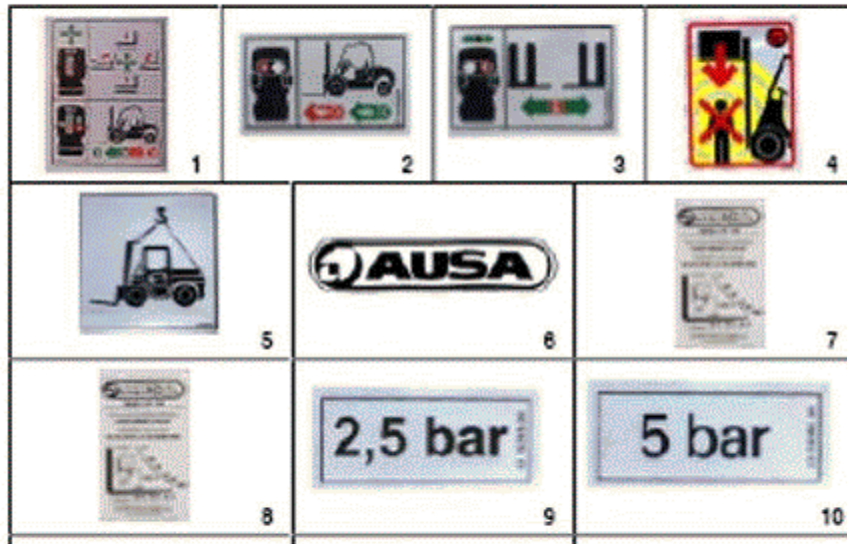


FIGURE	REFERENCE	DENOMINATION	AMOUNT
001	10.15003.01	PLATE AD. INDI	1
002	10.15004.00	PLATE AD. INDI	1
003	10.15005.01	PLATE AD. INDI	1
004	45.01352.00	PLATE AD. INDI	1
005	58.01353.01	PLATE AD. INDI	1
006	09.09902.01	PLATE AD. INDI	1
007	10.15760.00	PLATE CHARAC.	1
008	10.15764.00	PLATE CHARAC.	1
009	01.01355.01	PLATE AD. INDI	2
010	43.70355.00	PLATE AD. INDI	2

## 12. FINISHES

### STICKERS & PLATES (PART 2)

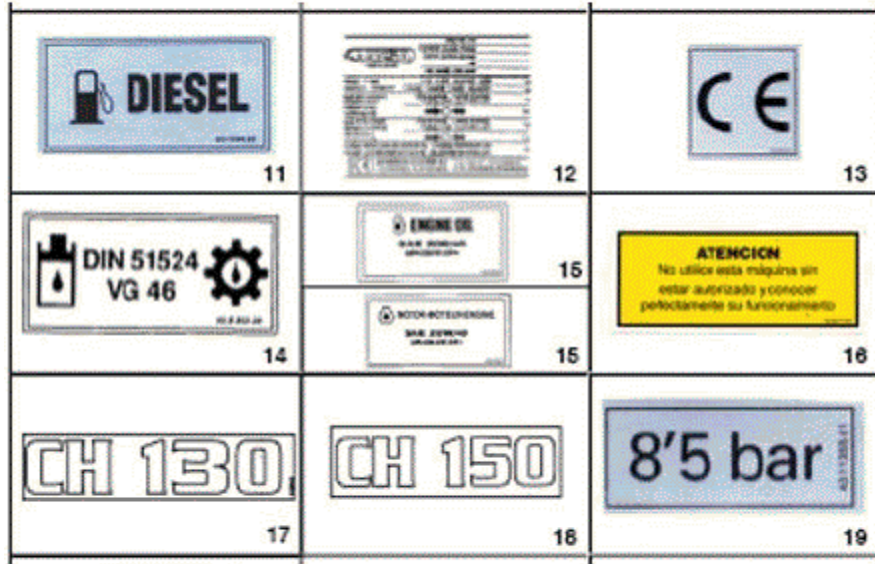


FIGURE	REFERENCE	DENOMINATION	AMOUNT
011	43.01356.00	PLATE AD. INDI	1
012	01.00779.26	PLATE - CONTACT WITH AUSA	1
013	45.19101.00	PLATE AD. INDI	1
014	43.01352.20	PLATE AD. INDI	1
015	43.01170.02	PLATE AD. INDI	1
016	02.00774.00	PLATE AD. INDI	1
016	02.00777.00	PLATE AD. INDI	1
017	10.15001.00	PLATE AD. INDI	1
018	10.15002.00	PLATE AD. INDI	1
019	43.11355.01	PLATE AD. INDI	2

## 12. FINISHES

### STICKERS & PLATES (PART 3)



FIGURE	REFERENCE	DENOMINATION	AMOUNT
020	02.20003.00	PLATE AD. INDI	2
021	43.02187.03	PLATE AD. INDI	1
021	43.02187.05	PLATE AD. INDI	1
021	43.02187.00	PLATE AD. INDI	1
021	43.02187.04	PLATE AD. INDI	1
021	43.02187.01	PLATE AD. INDI	1
022	10.15008.01	INDICATIVE STICKER MAST SIDE-SHIFT (USA) JOYSTICK FUNCTION	1
023	01.01355.03	PLATE AD. INDI	3
024	504.03012.60	RIVET.	4
025	09.12013.00	ADHESIVE	1
026	00.00013.00	ADHESIVE	1

# OPTION AND VARIANTS

## LIGHTS OPTION

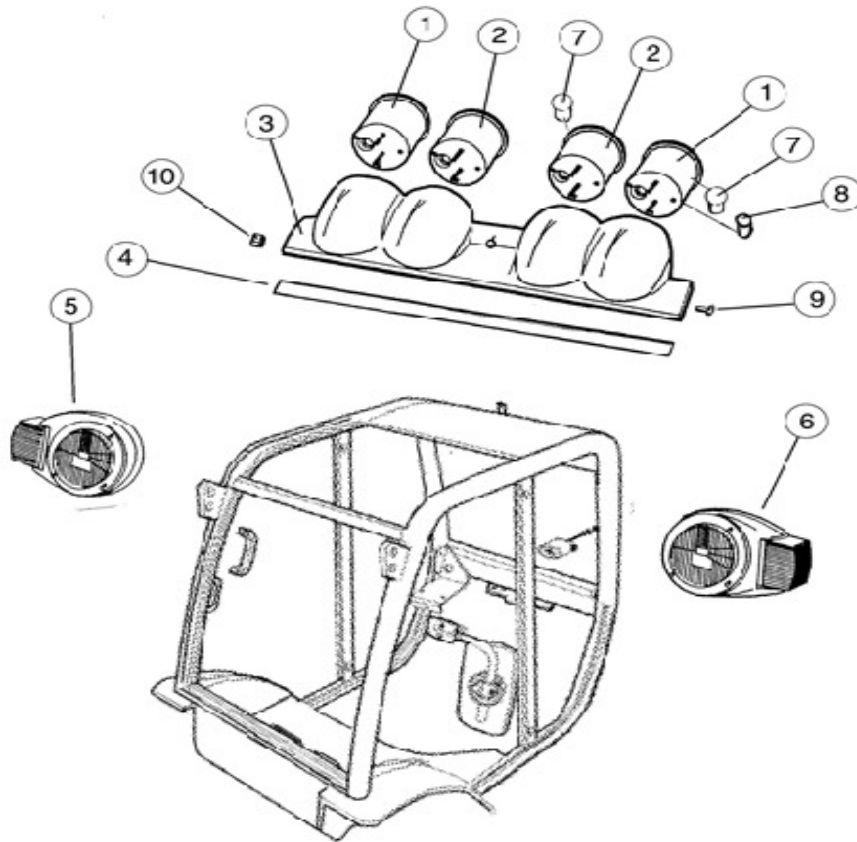


FIGURE	REFERENCE	DENOMINATION	AMOUNT
001	10.14211.00	POSITION-INTERMITTENCE-BRAKING WORKING LIGHTS	2
002	10.14285.00	BEACON	2
003	10.14000.00	SOPORTE	1
004	477.10020.00	RUBBER PROFILE MAT.	1
005	43.70324.00	BEACON	1
006	43.70325.00	BEACON	1
007	31.01329.00	LAMP 12V 21W	4
008	31.01331.00	LAMP 12V 21W/5W	2
009	630.06020.96	SCREW ISO7380 M6x20	4
010	112.06000.66	WASHER DIN9021 D6	4
010	104.06000.00	WASHER DIN7980 D6	4

# OPTION AND VARIANTS

## LIGHTS CABLES

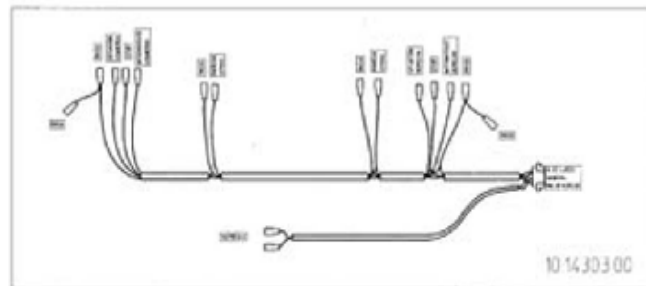
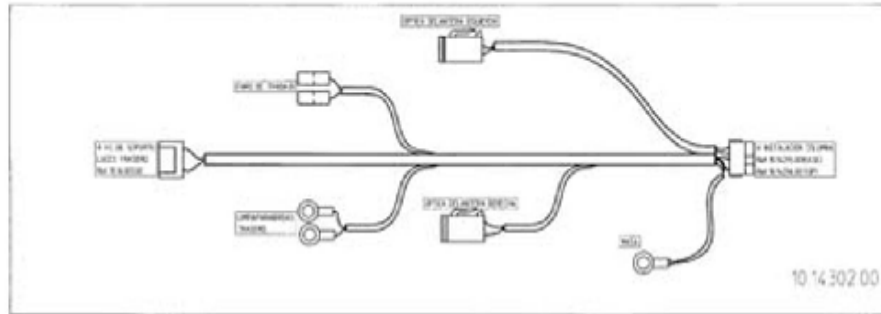


FIGURE	REFERENCE	DENOMINATION	AMOUNT
001	10.14303.00	LENGTH ELEC. INSTAL.	1
001	10.14302.00	LENGTH ELEC. INSTAL.	1



# OPTION AND VARIANTS HEATER APPLICATION

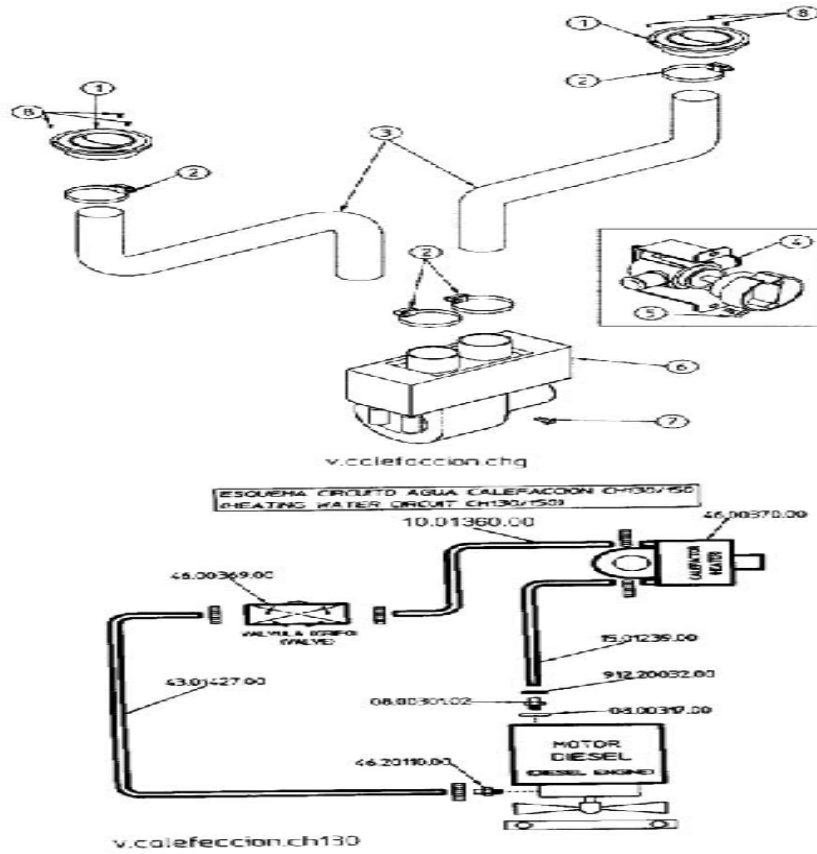


FIGURE	REFERENCE	DENOMINATION	AMOUNT
001	46.00368.00	AIR DIFFUSER	2
002	912.40060.66	CLAMP D40-60	4
003	43.70004.00	TUBO ADMISION 45X49X330 AIRE	2
004	46.00369.00	BALL VALVE D11	1
005	603.05010.86	SCREW DIN933 M5x10	2
006	46.00370.00	HEATER	1
007	623.55016.86	SCREW DIN7971	2
008	634.03010.82	SCREW DIN7982*	6

## OPTION AND VARIANTS

### SILENCER WITH CLEANSER AND TURN-OFF SPARKS

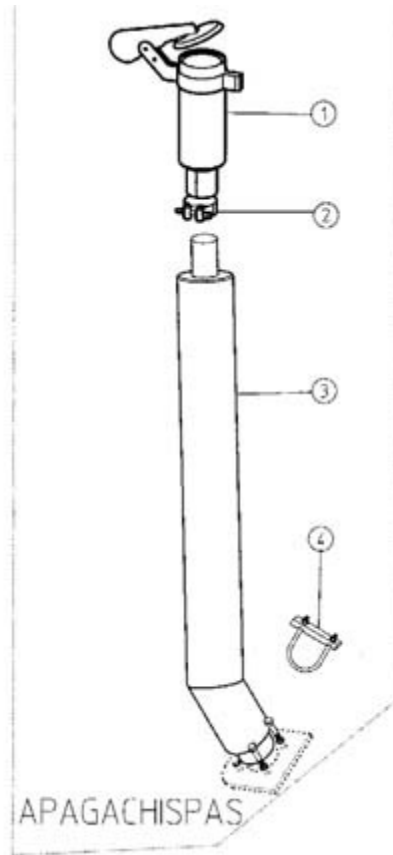


FIGURE	REFERENCE	DENOMINATION	AMOUNT
001	10.02156.00	SPARK EXTINGUISHER	1
002	935.47051.66	CLAMP	1
003	10.02157.00	TUBE MET.	1
004	936.53000.66	CLAMP (CH 250)	1
005	10.02021.01	PURIFICADOR OXICAT 400X50X45	1

# OPTION AND VARIANTS

## HALF-CLOSED CABIN

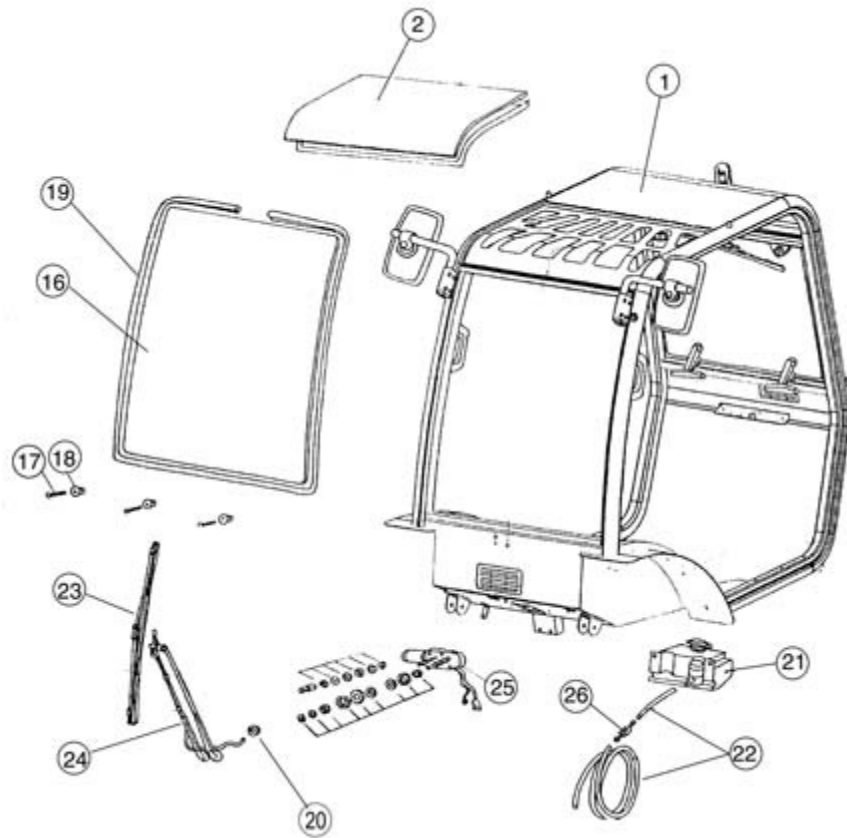


FIGURE	REFERENCE	DENOMINATION	AMOUNT
001	10.11005.01	DRIVER GUARD	1
002	MA.10044.00	GLASS	1
016	MA.10038.00	GLASS	1
017	MA.10065.00	SCREW DIN7604	3
018	MA.10029.00	CAP	3
019	MA.10060.00	PROFILE	1
020	MA.10025.00	CABLE GROMMET	1
021	10.08710.00	TANK	1
022	MA.10034.00	HOSE TRANS. PLAS	1
023	MA.10031.00	WINDSCREEN WIPER BLADE	1
024	MA.10032.00	WINDSCREEN WIPER ARM	1
025	MA.10037.00	MOTOR WINDSCREEN WIPER	1
026	MA.10033.00	VALVE	1
027	MA.20022.00	MOTOR WINDSCREEN WIPER	1
028	MA.20023.00	WINDSCREEN WIPER ARM	1
029	MA.10031.00	WINDSCREEN WIPER BLADE	1

# OPTION AND VARIANTS

## CLOSED CAB

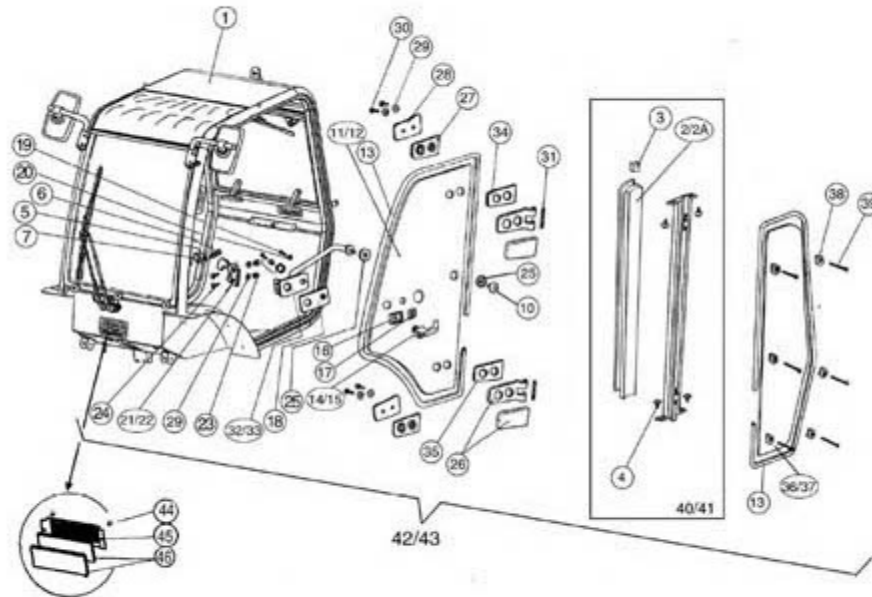


FIGURE	REFERENCE	DENOMINATION	AMOUNT
* 8	MA.20030.00	COMPLETE LEFT DOOR ASSY	1
* 9	MA.20037.00	COMPLETE RIGHT DOOR	1
001	10.11008.01	CABINA CERRADA COMP.	1
002	MA.20027.00	PROTECTOR	1
003	MA.20028.00	SUPLEMENTO PILAR	2
004	630.05020.96	SCREW ISO7380	8
005	113.12000.66	WASHER	2
006	MA.10015.00	AXLE CIL/CPL	2
007	MA.20029.00	PROTECTOR	2
008	MA.20030.00	COMPLETE LEFT DOOR ASSY	1
009	MA.20037.00	COMPLETE RIGHT DOOR	1
010	MA.10027.00	INSERTED NUT M8	2
011	MA.20031.00	LEFT DOOR GLASS	1
012	MA.20038.00	RIGHT DOOR GLASS	1
013	MA.10060.00	PROFILE	4
014	MA.10045.00	LEFT EXTERIOR LOCK WITH KEY	1

015	MA.10046.00	HANDEL RIGHT SIDE WITHOUT KEY	1
016	MA.10051.00	RUBBER GASKET	2

**OPTION AND VARIANTS**  
**CLOSED CAB**

<b>FIGURE</b>	<b>REFERENCE</b>	<b>DENOMINATION</b>	<b>AMOUNT</b>
017	MA.10052.00	RUBBER GASKET	2
018	MA.10053.00	RUBBER GASKET	2
019	603.06025.86	SCREW DIN933 M6x25	2
020	MA.10009.00	WASHER DIN9021 6X18X1,5	1
021	MA.10016.00	DOOR HANDLE LEFT	1
022	MA.10017.00	LOCK RIGHT	1
023	720.08000.66	NUT DIN985 M8 AUTOLOCKING	4
024	618.08045.86	SCREW	4
025	MA.10050.00	RUBBER WASHER 20X40	2
026	MA.20032.00	BISAGRA	4
027	MA.10045.00	LEFT EXTERIOR LOCK WITH KEY	4
028	MA.20033.00	PLANCHA BRIDA BISAGRA	4
029	112.08000.66	WASHER DIN9021 D8	8
030	603.08020.86	SCREW DIN933 M8x20	8
031	MA.10013.00	PIN	4
032	MA.10011.00	KNOB	1
033	MA.10012.00	KNOB	1
034	MA.10057.00	RUBBER GASKET	2
035	MA.10056.00	JUNTA GOMA REC. BISAGRA PUERTA	2
036	MA.20034.00	LEFT GLASS	1
037	MA.20039.00	RIGHT GLASS	1
038	MA.10029.00	CAP	12
039	MA.10065.00	SCREW DIN7604	12
040	MA.20040.00	BEAM	1
041	MA.20026.00	BEAM	1
042	MA.20025.00	LATERAL PLATE	1
043	MA.20035.00	LATERAL PLATE	1
044	711.06000.66	NUT DIN982 M6	2
045	MA.20042.00	AIR FILTER SUPPORT	1
046	MA.20041.00	AIR FILTER	2
D12	MA.20038.00	RIGHT DOOR GLASS	1
D15	MA.10046.00	HANDEL RIGHT SIDE WITHOUT KEY	1



D22	MA.10017.00	LOCK RIGHT	1
D2A	MA.20036.00	PROTECTOR	1
D33	MA.10012.00	KNOB	1
D37	MA.20039.00	RIGHT GLASS	1

**OPTION AND VARIANTS**  
**CLOSED CAB**

<b>FIGURE</b>	<b>REFERENCE</b>	<b>DENOMINATION</b>	<b>AMOUNT</b>
D41	MA.20026.00	BEAM	1
D43	MA.20035.00	LATERAL PLATE	1
I 11	MA.20031.00	LEFT DOOR GLASS	1
I 14	MA.10045.00	LEFT EXTERIOR LOCK WITH KEY	1
I 2	MA.20027.00	PROTECTOR	1
I 21	MA.10016.00	DOOR HANDLE LEFT	1
I 32	MA.10011.00	KNOB	1
I 36	MA.20034.00	LEFT GLASS	1
I 40	MA.20040.00	BEAM	1
I 42	MA.20025.00	LATERAL PLATE	1

## OPTION AND VARIANTS

### DOUBLE MAST (FREE ELEVATION)(2,6 M.)




FIGURE	REFERENCE	DENOMINATION	AMOUNT
001	EL.10077.00	MASTIL EXTERIOR	1
001	10.12300.00	MAST WITHOUT DISPLACEMENT	1
002	EL.10078.00	NUT	1
003	EL.10022.00	ROLLING BEARING 70x30x22	4
004	EL.10079.00	BRIDA	2
005	104.08000.00	WASHER DIN7980 D8	4
006	601.08035.86	SCREW DIN912	4
007	EL.10081.00	NUT	2
008	EL.10082.00	CHAIN PIN BL634	2
009	EL.10083.00	CHAIN ADJUSTABLE TENSOR FOR BL634	2
010	EL.10084.00	MASTIL INTERIOR	1
011	EL.10085.00	CLAMP U	1

## OPTION AND VARIANTS

### CYLINDERS-DOUBLE MAST




FIGURE	REFERENCE	DENOMINATION	AMOUNT
A	EL.10086.00	CYLINDER S/E	1
A001	EL.10087.00	CUERPO CIL. CENTRAL 2,6M	1
A002	EL.10088.00	NUT	1
A003	603.06010.86	SCREW DIN933 M6x10	1
A004	106.06000.20	WASHER CU	1
A005	EL.10089.00	RING	1
A006	EL.10090.00	SPINDLE	1
A007	EL.10091.00	ANILLO. ANTIEXTRUSION	1
A008	EL.10092.00	O-RING DIN3770	1
A009	EL.10093.00	GUIDE	1
A010	EL.10094.00	SEAL	1
A011	EL.10095.00	WIPER RING	1
A012	EL.10096.00	GASKET SET	1
B	EL.10097.00	CYLINDER	1
B001	EL.10098.00	CUERPO CIL	1
B002	EL.10099.00	GASKET SET	1





B003	EL.10047.00	RING	1
B004	EL.10100.00	CABEZA BASTAGO	1
B005	EL.10101.00	ANILLO	1
B006	EL.10102.00	SEAL	1
B007	EL.10103.00	GUIA VASTAGO CIL.ELEV.	1
B008	EL.10104.00	SEAL	1
B009	EL.10105.00	SEAL	1
B010	EL.10106.00	VASTAGO CIL. MASTIL DUPLEX	1
B011	EL.10043.00	WASHER	1
B012	EL.10042.00	SCREW DIN933 = 603.12025.86	1
C	EL.10107.00	PULLEY	1
C001	EL.10108.00	PULLEY	1
C002	EL.10109.00	SOP. POLEA	1
C003	EL.10110.00	EJE CIL/CPL	1
C004	EL.10111.00	SCREW TE M8X16 UNI 5739 8.8	1

## OPTION AND VARIANTS

### LATERAL DISPLACEMENT-DOUBLE MAST




FIGURE	REFERENCE	DENOMINATION	AMOUNT
001	EL.10050.00	SIDE-SHIFT PANEL 1260MM	1
002	EL.10112.00	FORK CARRIAGE	1
003	EL.10052.00	SIDE-SHIFT CYLINDER	2
004	EL.10053.00	FIXING SUPPORT	2
005	618.08020.86	SCREW DIN7991 M8x20	8
006	EL.10055.00	PAD RUBBING	8
007	EL.10056.00	ELBOW C90MO/M NIPPLE	2
008	EL.10057.00	RIGID TUBE 8	2
009	EL.10058.00	NIPPLE M/M/O	2
010	EL.10113.00	CADENA H=2,6 M	2
011	EL.10114.00	FIXING SUPPORT	2
012	EL.10082.00	CHAIN PIN BL634	2
013	EL.10024.00	PIN	2
014	EL.10066.00	* GASKET SET (ONLY OLD VERSION)	1
015	EL.10022.00	ROLLING BEARING 70x30x22	4
016	EL.10070.00	NUT	2

017	EL.10115.00	SCREW	1
018	EL.10116.00	TABLERO HORQ. ELECAR 1260	1
019	EL.10061.00	NUT	2
020	EL.10062.00	BUSH	2
021	718.14000.66	NUT DIN985 M14x1,5	4

# OPTION AND VARIANTS

## HYDRAULIC SYSTEM-DOUBLE MAST

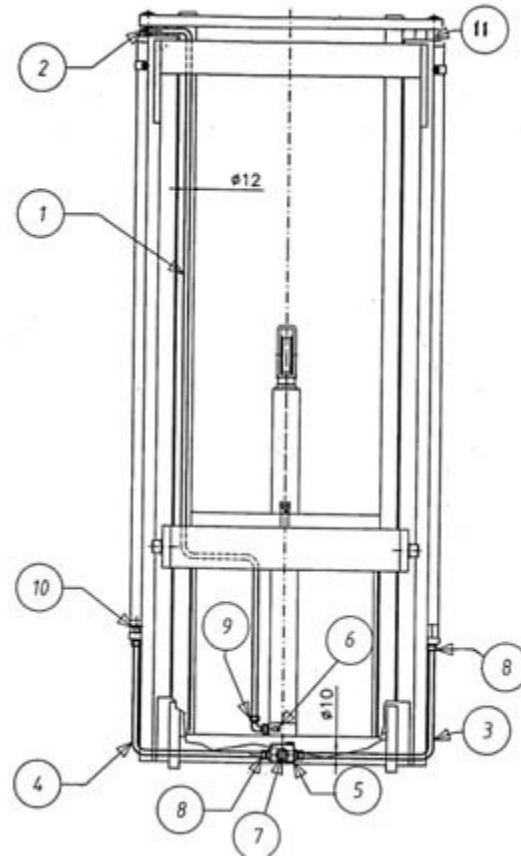


FIGURE	REFERENCE	DENOMINATION	AMOUNT
*	EL.10154.00	KIT	1
001	EL.10117.00	PIPE	1
001	EL.10154.00	KIT	1
002	EL.10122.00	NIPPLE	1
003	EL.10119.00	TUBE COPPER	1
004	EL.10120.00	TUBE COPPER	1
005	EL.10121.00	DADO ALIMENTACION	1
006	EL.10072.00	VALVE	1
007	EL.10074.00	NIPPLE	1
008	EL.10073.00	NIPPLE M/M	4
009	EL.10122.00	NIPPLE	1
010	EL.10072.00	VALVE	2
011	EL.10123.00	0	1

## OPTION AND VARIANTS

### INTERNAL AUXILIARY HYDRAULIC SYSTEM-DOUBLE MAST




FIGURE	REFERENCE	DENOMINATION	AMOUNT
*	10.12500.00	MAST	1
001	EL.10160.00	CLAMP	3
001	10.12500.00	MAST	1
002	EL.10159.00	RACORD PIPE SLEEVE TN 102-8 L	2
003	EL.10152.00	PROT. TUBO	1
004	EL.10151.00	SUB-PLATES	1
005	EL.10150.00	TUBE COPPER	2
006	EL.10153.00	GUARD TUBE	1
007	EL.10147.00	ARCH CLAMP	1
008	EL.10177.00	TUBO MET.	1
009	EL.10136.00	HALF PULLEY	2
009	EL.10136.00	HALF PULLEY	2
010	EL.10138.00	AXLE CIL/ROS	1
011	EL.10155.00	WASHER ADJUST.	3
012	904.40000.00	RING DIN471	1
013	EL.10137.00	WASHER ADJUST.	1



015	EL.30055.00	NIPPLE M/M	2
016	EL.30055.00	NIPPLE M/M	1
017	EL.30057.00	JUNTA	2

## OPTION AND VARIANTS

### MÂT TRIPLEX-TV 4M.




FIGURE	REFERENCE	DENOMINATION	AMOUNT
001	EL.10126.00	GUIAS MASTIL EXTERIORES 4M TRI	1
002	EL.10096.00	GASKET SET	2
003	EL.10022.00	ROLLING BEARING 70x30x22	8
004	EL.10023.00	CHAIN SUPPORT	2
005	EL.10024.00	PIN	2
006	EL.10025.00	AXLE CPA/CPA	6
007	EL.10127.00	GUIAS MASTIL INTERMED 4M TRIP	1
008	EL.10133.00	SCREW	2
009	EL.10028.00	CLAMP U	2
010	104.08000.00	WASHER DIN7980 D8	4
011	601.08035.86	SCREW DIN912	4
012	EL.10032.00	WASHER ADJUST.	2
013	EL.10033.00	CHAIN PULLEY	2
014	904.40000.00	RING DIN471	2
015	EL.10124.00	PULLEY	1
016	EL.10130.00	RING	2



017	EL.10134.00	SCREW	1
018	EL.10132.00	RING	1
019	EL.10083.00	CHAIN ADJUSTABLE TENSOR FOR BL634	2
020	EL.10135.00	CHAIN	2
021	EL.10128.00	GUIAS MASTIL INTERIOR. 4M TRIP	1
022	711.16000.66	NUT DIN982 M16 8.8 K	1
023	EL.10081.00	NUT	2
024	EL.10085.00	CLAMP U	1
025	EL.10125.00	EJE CIL/CIL SOP. POLEA	1



# OPTION AND VARIANTS

## CYLINDERS- TRIPLEX MAST

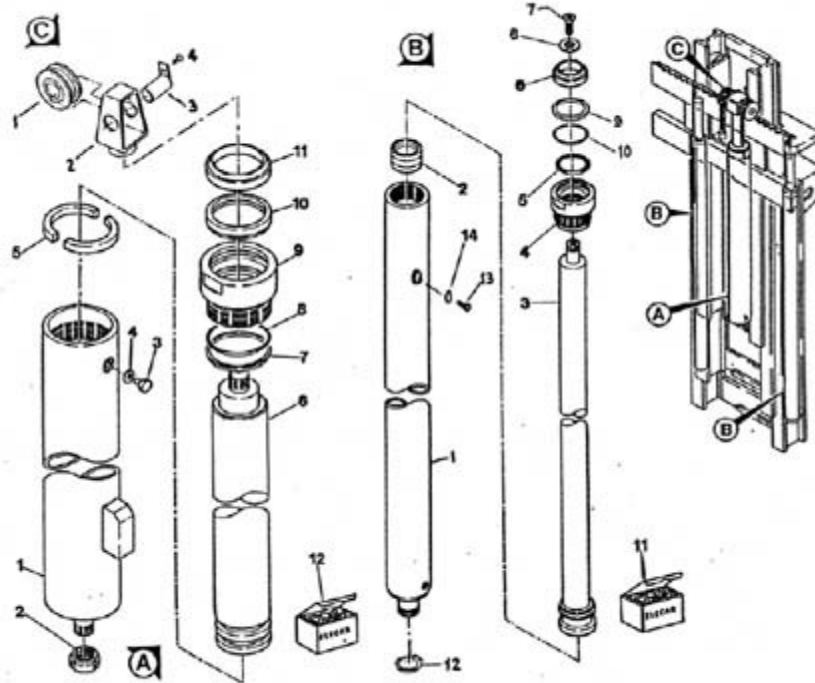


FIGURE	REFERENCE	DENOMINATION	AMOUNT
001	EL.10036.00	CUERPO CIL. LAT. TRIPLEX 4	1
001	EL.10107.00	PULLEY	1
001	EL.10087.00	CUERPO CIL. CENTRAL 2,6M	1
001	EL.10086.00	CYLINDER S/E	1
001	EL.10035.00	CYLINDER S/E	1
001	EL.10108.00	PULLEY	1
002	EL.10037.00	RING	1
002	EL.10088.00	NUT	1
002	EL.10109.00	SOP. POLEA	1
003	EL.10110.00	EJE CIL/CPL	1
003	603.06010.86	SCREW DIN933 M6x10	1
003	EL.10038.00	SPINDLE	1
004	EL.10039.00	GUIDE	1
004	EL.10111.00	SCREW TE M8X16 UNI 5739 8.8	1
004	106.06000.20	WASHER CU	1
005	EL.10089.00	RING	1

005	EL.10046.00	GASKET SET	1
006	EL.10046.00	GASKET SET	1

**OPTION AND VARIANTS**  
**CYLINDERS- TRIPLEX MAST**

<b>FIGURE</b>	<b>REFERENCE</b>	<b>DENOMINATION</b>	<b>AMOUNT</b>
006	EL.10090.00	SPINDLE	1
007	603.12025.86	SCREW DIN933	1
007	EL.10096.00	GASKET SET	1
008	EL.10096.00	GASKET SET	1
008	EL.10043.00	WASHER	1
009	EL.10093.00	GUIDE	1
009	EL.10046.00	GASKET SET	1
010	EL.10046.00	GASKET SET	1
010	EL.10096.00	GASKET SET	1
011	EL.10095.00	WIPER RING	1
011	EL.10046.00	GASKET SET	1
012	EL.10096.00	GASKET SET	1
012	EL.10047.00	RING	2
013	603.06010.86	SCREW DIN933 M6x10	1
014	106.06000.20	WASHER CU	1
A	EL.10086.00	CYLINDER S/E	1
A.1	EL.10087.00	CUERPO CIL. CENTRAL 2,6M	1
A.10	EL.10096.00	GASKET SET	1
A.11	EL.10095.00	WIPER RING	1
A.12	EL.10096.00	GASKET SET	1
A.2	EL.10088.00	NUT	1
A.3	603.06010.86	SCREW DIN933 M6x10	1
A.4	106.06000.20	WASHER CU	1
A.5	EL.10089.00	RING	1
A.6	EL.10090.00	SPINDLE	1
A.7	EL.10096.00	GASKET SET	1
A.8	EL.10096.00	GASKET SET	1
A.9	EL.10093.00	GUIDE	1
B	EL.10035.00	CYLINDER S/E	1
B.1	EL.10036.00	CUERPO CIL. LAT. TRIPLEX 4	1
B.10	EL.10046.00	GASKET SET	1
B.11	EL.10046.00	GASKET SET	1



B.12	EL.10047.00	RING	2
B.13	603.06010.86	SCREW DIN933 M6x10	1
B.14	106.06000.20	WASHER CU	1
B.2	EL.10037.00	RING	1

**OPTION AND VARIANTS  
CYLINDERS- TRIPLEX MAST**

<b>FIGURE</b>	<b>REFERENCE</b>	<b>DENOMINATION</b>	<b>AMOUNT</b>
B.3	EL.10038.00	SPINDLE	1
B.4	EL.10039.00	GUIDE	1
B.5	EL.10046.00	GASKET SET	1
B.6	EL.10046.00	GASKET SET	1
B.7	603.12025.86	SCREW DIN933	1
B.8	EL.10043.00	WASHER	1
B.9	EL.10046.00	GASKET SET	1
C	EL.10107.00	PULLEY	1
C.1	EL.10108.00	PULLEY	1
C.2	EL.10109.00	SOP. POLEA	1
C.3	EL.10110.00	EJE CIL/CPL	1
C.4	EL.10111.00	SCREW TE M8X16 UNI 5739 8.8	1

## OPTION AND VARIANTS

### LATERAL DISPLAMENT-TRIPLEX MAST



FIGURE	REFERENCE	DENOMINATION	AMOUNT
001	EL.10050.00	SIDE-SHIFT PANEL 1260MM	1
002	EL.10163.00	SIDE SHIFT	1
003	EL.10052.00	SIDE-SHIFT CYLINDER	2
004	EL.10053.00	FIXING SUPPORT	2
005	618.08020.86	SCREW DIN7991 M8x20	8
006	EL.10055.00	PAD RUBBING	8
007	EL.10056.00	ELBOW C90MO/M NIPPLE	2
008	EL.10057.00	RIGID TUBE 8	2
009	EL.10058.00	NIPPLE M/M/O	2
010	EL.10176.00	CHAIN	2
011	EL.10114.00	FIXING SUPPORT	2
012	EL.10082.00	CHAIN PIN BL634	2
013	EL.10024.00	PIN	2
014	EL.10066.00	* GASKET SET (ONLY OLD VERSION)	1
015	EL.10022.00	ROLLING BEARING 70x30x22	4
016	EL.10070.00	NUT	2

017	EL.10115.00	SCREW	1
018	EL.10162.00	TABLERO HORQ. TRIPLEX	1
019	EL.10061.00	NUT	2
020	EL.10062.00	BUSH	2
021	718.14000.66	NUT DIN985 M14x1,5	4

**OPTION AND VARIANTS**  
**HYDRAULIC SYSTEM- TRIPLEX MAST**




FIGURE	REFERENCE	DENOMINATION	AMOUNT
*	EL.10164.00	KIT 4M	1
*	EL.10165.00	KIT 4.5M	1
001	EL.10072.00	VALVE	1
001	EL.10165.00	KIT 4.5M	1
001	EL.10164.00	KIT 4M	1
002	EL.10073.00	NIPPLE M/M	1
003	EL.10074.00	NIPPLE	1
004	EL.10174.00	RACCORD TN 92-15 LR	1
005	EL.10072.00	VALVE	1
006	EL.10166.00	HOSE R1T3/8	1
006	EL.10167.00	HOSE R1T3/8	1
007	EL.10118.00	NIPPLE M/M	2

# OPTION AND VARIANTS

## INTERNAL AUXILIARY HYDRAULIC SYSTEM -TRIPLEX MAST




FIGURE	REFERENCE	DENOMINATION	AMOUNT
*	EL.10169.00	PIPING KIT	-1
*	EL.10170.00	PIPING KIT	-1
001	EL.10169.00	PIPING KIT	1
001	EL.10170.00	PIPING KIT	1
001	EL.10171.00	HOSE R2T1/4	2
001	EL.10172.00	HOSE R2T1/4	2
002	EL.10173.00	SCREW DIN912*	1
003	EL.10177.00	TUBO MET.	1
004	EL.10136.00	HALF PULLEY	4
005	EL.10138.00	AXLE CIL/ROS	2
006	EL.10137.00	WASHER ADJUST.	2
007	EL.10146.00	SCREW DIN931	1
008	904.40000.00	RING DIN471	2
009	EL.30055.00	NIPPLE M/M	2
010	EL.30056.00	NIPPLE M/H	1
011	EL.10145.00	GUIDE	2

012	EL.10159.00	RACORD PIPE SLEEVE TN 102-8 L	2
013	EL.10132.00	RING	1
014	EL.30057.00	JUNTA	2
015	EL.10240.00	RING	2



# OPTION AND VARIANTS

## 3RD. VALVE

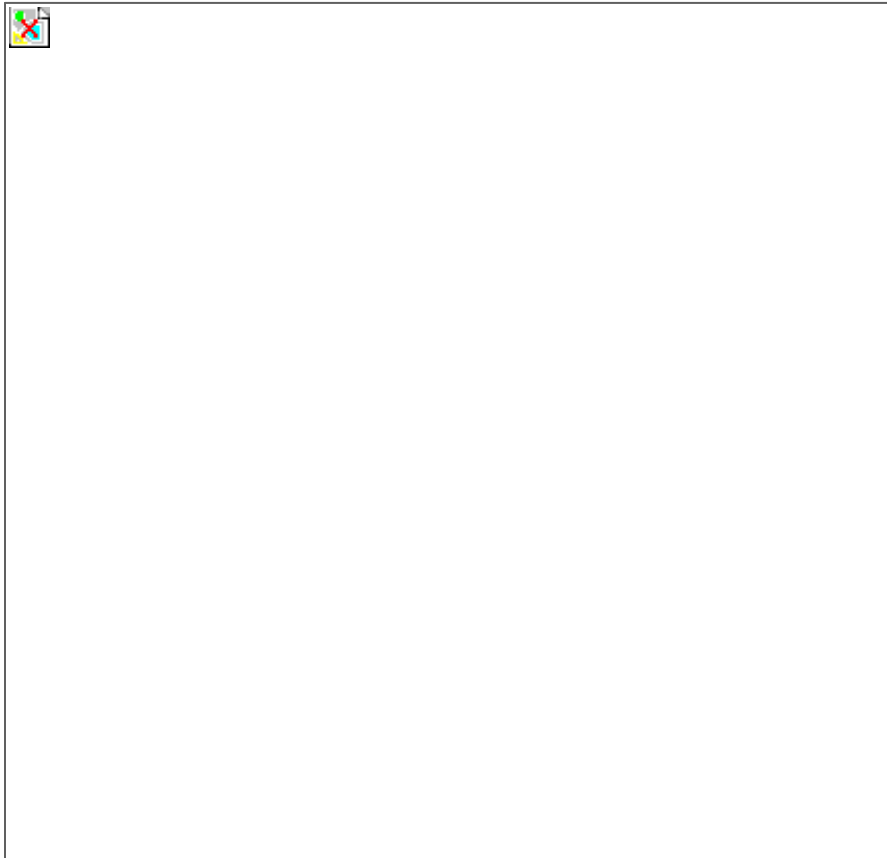


FIGURE	REFERENCE	DENOMINATION	AMOUNT
001	42.70209.00	NIPPLE M/M	1
001	42.70209.00	NIPPLE M/M	1
001	42.70209.00	NIPPLE M/M	1
001	10.12009.00	NIPPLE	1
001	10.13132.00	NIPPLE	1
001	10.13137.00	NIPPLE	1
001	10.13134.00	THREE-WAY UNION M/O/M	1
001	42.70209.00	NIPPLE M/M	1
001	10.12009.00	NIPPLE	1
001	10.13132.00	NIPPLE	1
001	10.13137.00	NIPPLE	1
001	10.13134.00	THREE-WAY UNION M/O/M	1
001	42.70209.00	NIPPLE M/M	1
001	10.12009.00	NIPPLE	1
001	10.13132.00	NIPPLE	1
001	10.13137.00	NIPPLE	1



001	10.13134.00	THREE-WAY UNION M/O/M	1
002	42.00560.00	VALVE	1
002	42.00560.00	VALVE	1
002	42.00560.00	VALVE	1
002	42.00560.00	VALVE	1
002	42.00560.00	VALVE	1
003	10.13133.00	NIPPLE M/TL	1
003	10.13133.00	NIPPLE M/TL	1
003	10.13133.00	NIPPLE M/TL	1
003	10.13133.00	NIPPLE M/TL	1
003	10.13133.00	NIPPLE M/TL	1
004	42.70209.00	NIPPLE M/M	1
004	42.70209.00	NIPPLE M/M	1
004	42.70209.00	NIPPLE M/M	1
004	42.70209.00	NIPPLE M/M	1
004	42.70209.00	NIPPLE M/M	1
005	42.00508.00	NIPPLE M/H	1
005	42.00508.00	NIPPLE M/H	1
005	42.00508.00	NIPPLE M/H	1
005	42.00508.00	NIPPLE M/H	1

**OPTION AND VARIANTS**  
**3RD. VALVE**

FIGURE	REFERENCE	DENOMINATION	AMOUNT
005	42.00508.00	NIPPLE M/H	1
006	10.13138.00	HOSE R1T1/4	1
006	10.13138.00	HOSE R1T1/4	1
006	10.13138.00	HOSE R1T1/4	1
006	10.13138.00	HOSE R1T1/4	1
006	10.13138.00	HOSE R1T1/4	1
007	10.13138.00	HOSE R1T1/4	1
007	10.13138.00	HOSE R1T1/4	1
007	10.13138.00	HOSE R1T1/4	1
007	10.13138.00	HOSE R1T1/4	1
007	10.13138.00	HOSE R1T1/4	1
008	10.13466.00	NIPPLE M/TL	1
008	10.13466.00	NIPPLE M/TL	1
008	10.13466.00	NIPPLE M/TL	1



008	10.13466.00	NIPPLE M/TL	1
008	10.13466.00	NIPPLE M/TL	1
A	10.12009.00	NIPPLE	1
B	10.13132.00	NIPPLE	1
C	10.13137.00	NIPPLE	1
D	10.13134.00	THREE-WAY UNION M/O/M	1

# OPTION AND VARIANTS

## 4. VALVE/

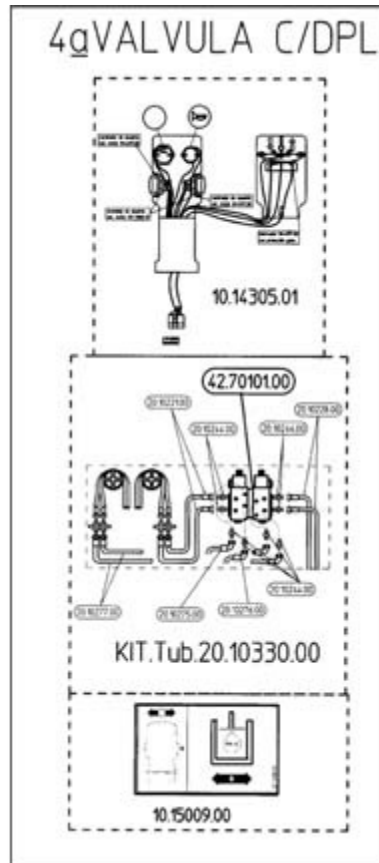


FIGURE	REFERENCE	DENOMINATION	AMOUNT
001	10.14305.03	CONTROL LEVER	1
001	10.14305.03	CONTROL LEVER	1
001	10.14305.03	CONTROL LEVER	1
001	10.14305.03	CONTROL LEVER	1
001	20.10330.00	PIPING KIT	1
001	20.10221.00	TUBE 491	2
001	20.10244.00	NIPPLE	8
001	20.10228.00	TUBE 491	2
001	20.10277.00	TUBE 491	2
001	20.10275.00	TUBE 491	1
001	20.10276.00	TUBE 491	1
001	10.15009.00	PLATE AD. INDI	1
001	10.14305.03	CONTROL LEVER	1
002	42.70101.00	SHUTTLE VALVE 8 WAYS	1
002	42.70101.00	SHUTTLE VALVE 8 WAYS	1
002	42.70101.00	SHUTTLE VALVE 8 WAYS	1



002	42.70101.00	SHUTTLE VALVE 8 WAYS	1
002	42.70101.00	SHUTTLE VALVE 8 WAYS	1

### 13. ACCESSORIES CLOSED CABIN

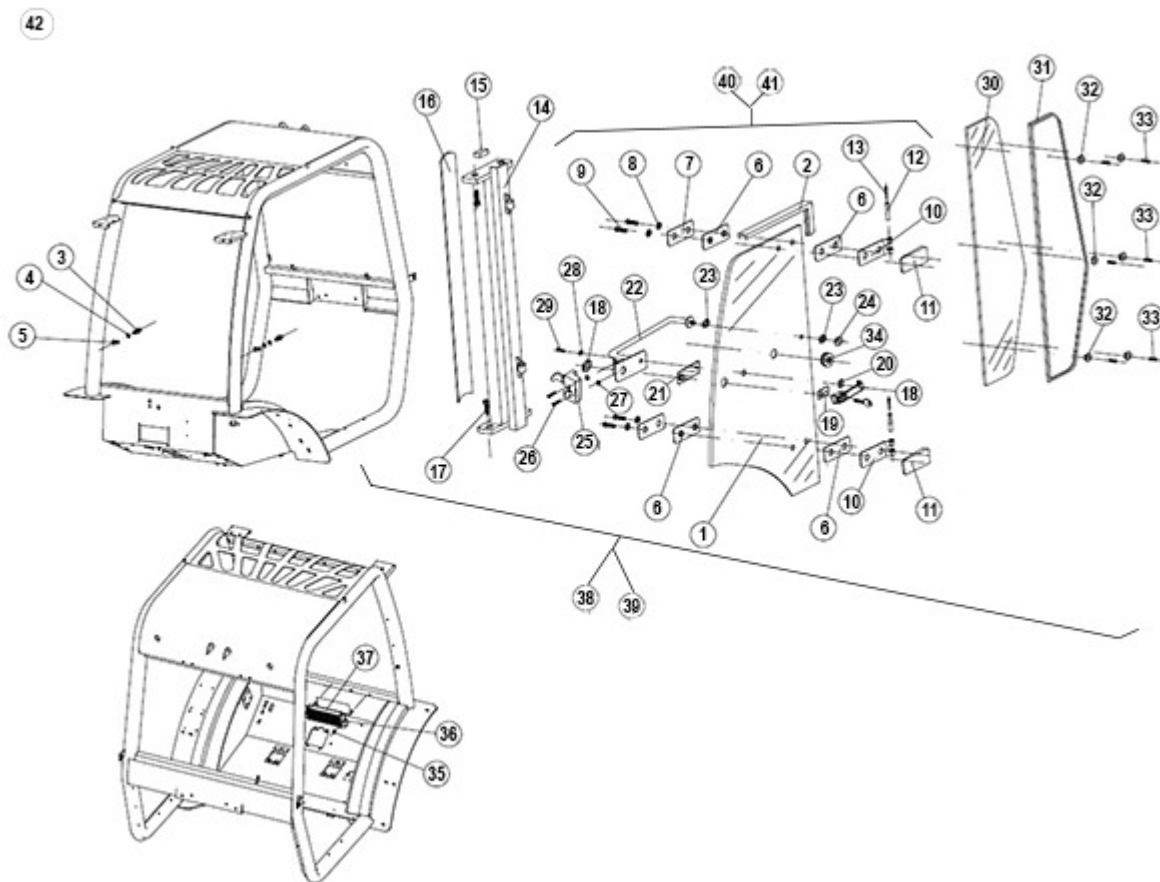


FIGURE	REFERENCE	DENOMINATION	AMOUNT
001	MA.20059.00	LEFT DOOR GLASS	1
001	MA.20060.00	RIGHT DOOR GLASS	1
002	MA.20055.00	SEAL DOOR L=5M	2
003	MA.10015.00	AXLE CIL/CPL	2
004	113.12000.66	WASHER	2
005	MA.20029.00	PROTECTOR	2
006	MA.10045.00	LEFT EXTERIOR LOCK WITH KEY	8
007	MA.20033.00	PLANCHA BRIDA BISAGRA	4
008	MA.10010.00	WASHER	8
009	603.08020.86	SCREW DIN933 M8x20	8
010	MA.20056.00	HINGE	4
011	MA.20057.00	HINGE	4
012	MA.20058.00	PIN HINGE	4
013	901.06000.33	GREASER DIN71412-A	4
014	MA.20040.00	BEAM	1

014	MA.20026.00	BEAM	1
015	MA.20028.00	SUPLEMENTO PILAR	2
016	MA.20027.00	PROTECTOR	1
016	MA.20036.00	PROTECTOR	1
017	630.08020.86	SCREW ISO7380	8
018	MA.10045.00	LEFT EXTERIOR LOCK WITH KEY	1
018	MA.10046.00	HANDEL RIGHT SIDE WITHOUT KEY	1
019	MA.10051.00	RUBBER GASKET	2
020	MA.10052.00	RUBBER GASKET	2
021	MA.10053.00	RUBBER GASKET	2
022	MA.10011.00	KNOB	1
022	MA.10012.00	KNOB	1
023	MA.10050.00	RUBBER WASHER 20X40	4
024	MA.10027.00	INSERTED NUT M8	2
025	MA.10016.00	DOOR HANDLE LEFT	1
025	MA.10017.00	LOCK RIGHT	1
026	618.08040.86	SCREW DIN7991 M8x40/1,25	4
027	720.08000.66	NUT DIN985 M8 AUTOLOCKING	4
028	MA.10009.00	WASHER DIN9021 6X18X1,5	2
029	603.06025.86	SCREW DIN933 M6x25	2
030	MA.20034.00	LEFT GLASS	1

**13. ACCESSORIES**  
**CLOSED CABIN**

<b>FIGURE</b>	<b>REFERENCE</b>	<b>DENOMINATION</b>	<b>AMOUNT</b>
030	MA.20039.00	RIGHT GLASS	1
031	MA.20050.00	RUBBER PROFILE	2
032	MA.10029.00	CAP	12
033	MA.10065.00	SCREW DIN7604	12
034	MA.20044.00	FIXATION DOOR KIT	2
035	711.06000.66	NUT DIN982 M6	2
036	MA.20042.00	AIR FILTER SUPPORT	1
037	MA.20041.00	AIR FILTER	1
038	MA.20025.00	LATERAL PLATE	1
039	MA.20035.00	LATERAL PLATE	1
040	MA.20030.00	COMPLETE LEFT DOOR ASSY	1
041	MA.20037.00	COMPLETE RIGHT DOOR	1
042	10.11010.00	KIT OPEN CABIN TO CLOSED CABIN	1

### 13. ACCESSORIES

#### HALF-CLOSED CAB (1)

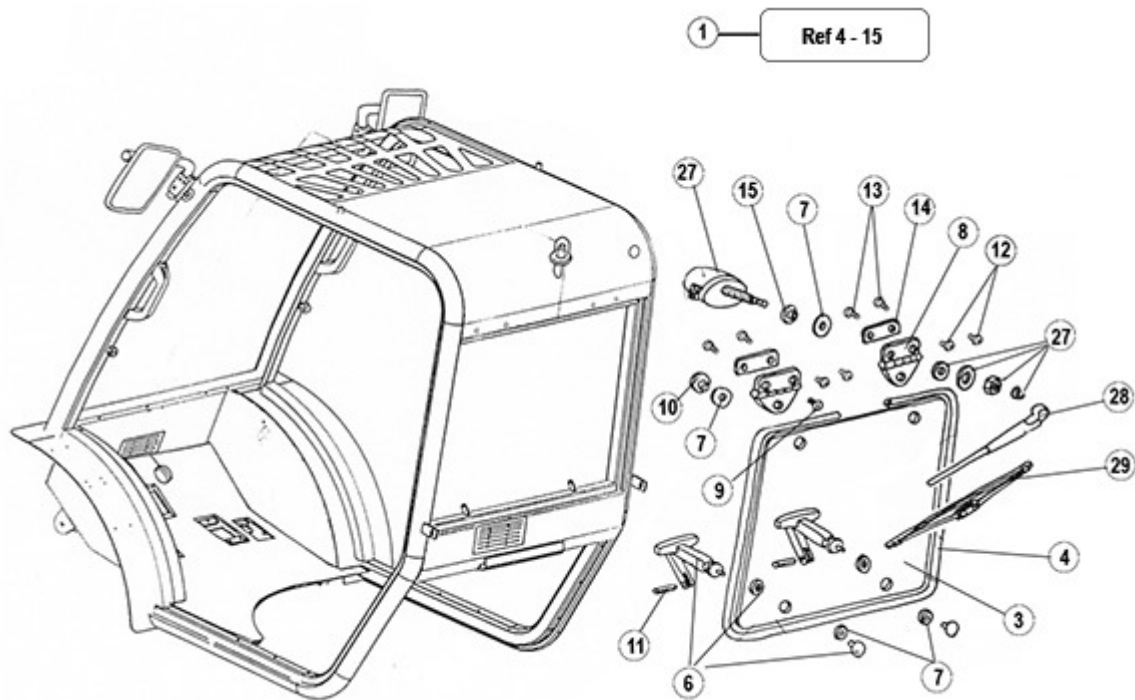


FIGURE	REFERENCE	DENOMINATION	AMOUNT
001	MA.20016.00	GLASS (KIT)	1
003	MA.20017.00	GLASS	1
004	MA.10060.00	PROFILE	1
006	MA.10047.00	HINGE	2
007	MA.10050.00	RUBBER WASHER 20X40	4
008	MA.10006.00	GLASS HINGE	2
009	618.08020.86	SCREW DIN7991 M8x20	1
010	MA.10027.00	INSERTED NUT M8	1
011	402.05016.00	PIN DIN1481	2
012	MA.20018.00	SCREW ISO7380	4
013	MA.20019.00	SCREW DIN7984	4
014	MA.20020.00	PANEL	2
015	MA.20021.00	ACC. FORK	1
027	MA.20022.00	MOTOR WINDSCREEN WIPER	1
028	MA.20023.00	WINDSCREEN WIPER ARM	1
029	MA.20024.00	SCREEN WIPER	1



### 13. ACCESSORIES HALF-CLOSED CAB (2)

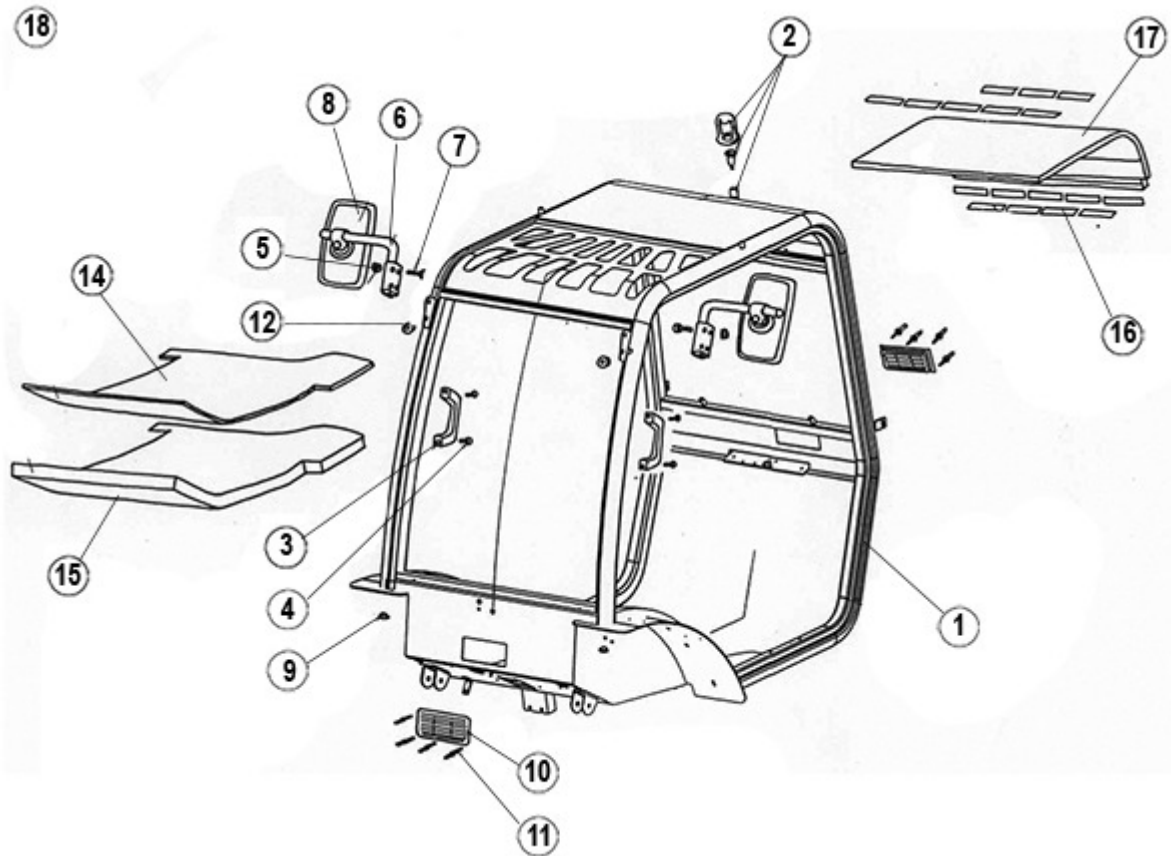


FIGURE	REFERENCE	DENOMINATION	AMOUNT
001	10.11001.00	DRIVER GUARD (CAB)	1
002	MA.20010.00	FIXING SUPPORT	1
003	MA.10007.00	KNOB	2
004	624.06018.66	SCREW	4
005	701.08000.66	NUT DIN934 M8X1,25	2
006	MA.10022.00	FIXING SUPPORT	2
007	603.08035.86	SCREW DIN933	2
008	MA.10021.00	DRIVING MIRROR	2
009	MA.20011.00	GROMMET	2
010	MA.20012.00	STRAINER	2
011	502.03012.60	RIVET.	8
012	MA.10025.00	CABLE GROMMET	4
013	MA.20013.00	LOWER REAR GASKET	1
014	10.11229.00	ALFOMBRA 15X855X940 CABINA	1
016	MA.20014.00	SHOCK ABSORVER	1
017	MA.20015.00	SHOCK ABSORVER	1



018

10.11005.01

DRIVER GUARD

1

### 13. ACCESSORIES

#### HALF-CLOSED CAB (3)

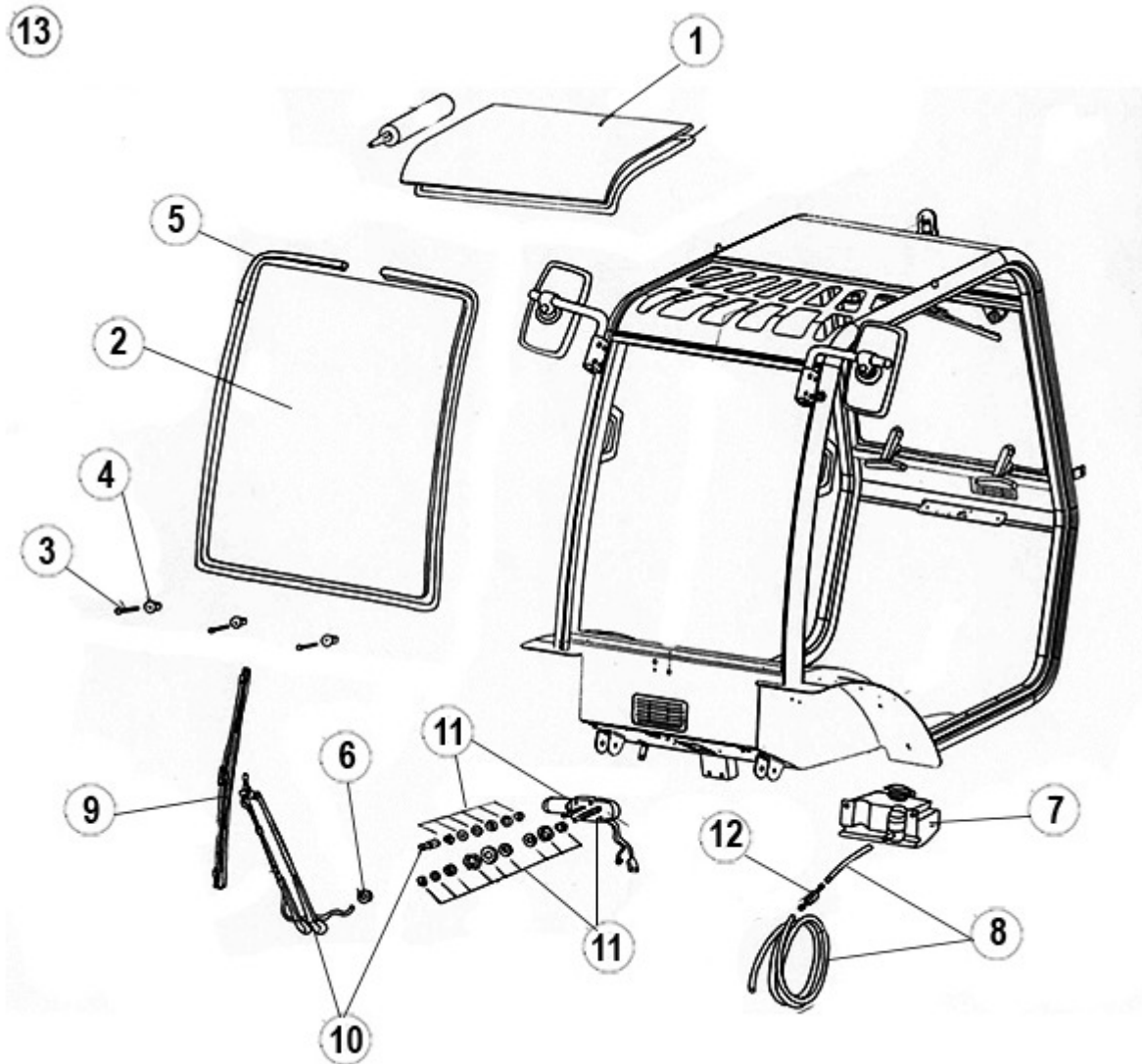


FIGURE	REFERENCE	DENOMINATION	AMOUNT
001	MA.10044.00	GLASS	1
002	MA.10038.00	GLASS	1
003	MA.10065.00	SCREW DIN7604	3
004	MA.10029.00	CAP	3
005	MA.10060.00	PROFILE	1
006	MA.10025.00	CABLE GROMMET	1
007	MA.10035.00	TANK	1
008	MA.10034.00	HOSE TRANS. PLAS	1
009	MA.10031.00	WINDSCREEN WIPER BLADE	1
010	MA.10032.00	WINDSCREEN WIPER ARM	1



011	MA.10037.00	MOTOR WINDSCREEN WIPER	1
012	MA.10033.00	VALVE	1

# INDEX

---

**02. ENGINE**

MOTOR	2
Couplings and Supports	3
EXHAUST PIPE	4
Air filter comp.	5
radiator - 26700	6

**TRANSMISSION**

Front axle	7
Reductor support	9
Reductor and differential	10

**03. TRANSMISSION**

Power take-off reductor box (CH130x4 - CH150x4)	11
---	----

**TRANSMISSION**

Power take-off reductor box CH 130 x 4 -CH 150 x 4 - 30376	13
Directrix rear axle CH 130	15
Steering cylinder CH 130	16

**03. TRANSMISSION**

2WD REAR AXLE (1)	18
2WD REAR AXLE (1) - 39940	19
2WD REAR AXLE (2)	20
2WD REAR AXLE (2) - 30144	21
2WD REAR AXLE (2) - 39940	22
2WD REAR AXLE (3)	23
2WD REAR AXLE (3) - 30114	24
2WD REAR AXLE (3) - 32373	25
2WD REAR AXLE (3) - 39940	26
4WD REAR AXLE (1)	27
4WD REAR AXLE (1) - 28684	28
4WD REAR AXLE (1) - 33921	29
4WD REAR AXLE (1) - 39943	30
4WD REAR AXLE (2)	31
4WD REAR AXLE (2) - 27203	32

4WD REAR AXLE (2) - 33921	33
4WD REAR AXLE (3)	34
4WD REAR AXLE (3) - 27203	35
4WD REAR AXLE (3) - 28684	36
4WD REAR AXLE (3) - 31764	37
4WD REAR AXLE (3) - 39943	38
4WD REAR AXLE (4)	39
4WD REAR AXLE (5)	40
4WD REAR AXLE (6) - 27638	41

**04. CHASSIS**

Chassis	42
---------	----

**GAS**

Pedal and accelerating cable	43
------------------------------	----

**Inching**

Pedal - 27049	44
---------------	----

**05. BRAKE ACTIVATION**

Pedal and brakes actionament	45
	46
FRONT BRAKE (4X2X2) & (4X2X4) CLAMP KIT	47
Parking Brake	48

**STEERING**

Steering	49
----------	----

**07. WHEELS**

WHEELS	51
--------	----

**Optional wheels**

Solid wheels	52
Front flotation wheels	53
REAR FLOTATION WHEELS 1	54
ROUES REAR FLOTATION WHEELS 2	55

**BODY**

Seat	56
Oil tank	57
Fuel tank	58
Cab shutter	59
Cab support	60
Laps and rotating beacon	61
Cab	62
Counterweight	64

**implements**

Tilting cylinder	65
Mast accessories	67
Mast 2,66 m (st.), 3,30 m	68
Lifting cylinder 2,66 m (st.), 3,30 m.	69
Side-shift Panel 2,66 m. (st.),3,30 m	70
Mast Hydraulic circuit	71
Auxiliary Hydraulic system	72

**Hydraulic installation**

Cylinders	73
Cylinders with side-shift (option)	76
Hydrostatic transmission with 4x4 application	78

**Electric Installation**

Relay installation	80
Electric Installation	81
Battery	82
FUSES	83
Assemblée câbles	84
Assemblée câbles - 34146	85

**11. ELECTRIC INSTALLATION**

JOYSTICK	86
----------	----

**Electric Installation**

MOTOR SECTION	87
GENERAL SECTION	88

**12. FINISHES**

STICKERS & PLATES (PART 1)	89
STICKERS & PLATES (PART 2)	90
STICKERS & PLATES (PART 3)	91

**Option and variants**

Lights option	92
Lights cables	93
Heater application	94
Silencer with cleanser and turn-off sparks	95
HALF-CLOSED CABIN	96
closed cab	97
Double Mast (Free elevation)(2,6 m.)	100
Cylinders-Double Mast	101
Lateral displacement-Double Mast	102
Hydraulic system-Double Mast	103
Internal Auxiliary hydraulic system-Double Mast	104
Mât Triplex-TV 4m.	105
Cylinders- Triplex Mast	106
Lateral displament-Triplex Mast	109
hydraulic system- Triplex Mast	110
Internal Auxiliary hydraulic system -Triplex Mast	111
3rd. Valve	112
4. Valve/	114

**13. ACCESSORIES**

CLOSED CABIN	115
HALF-CLOSED CAB (1)	117
HALF-CLOSED CAB (2)	118
HALF-CLOSED CAB (3)	119